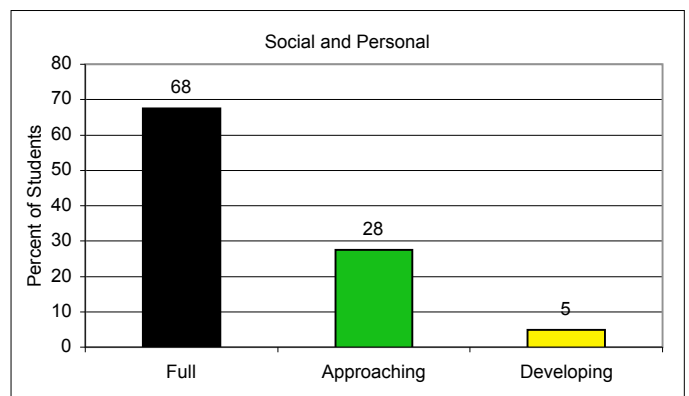
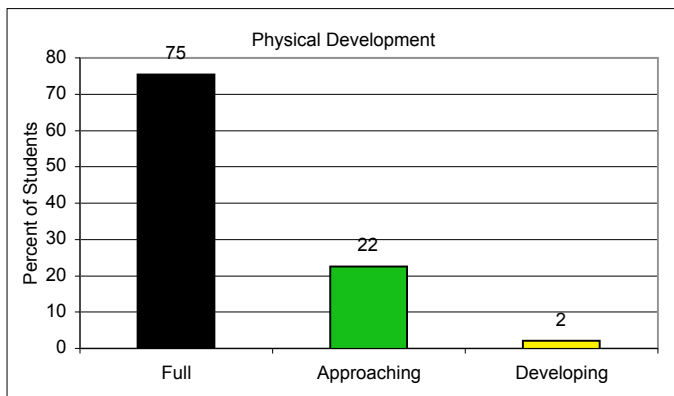
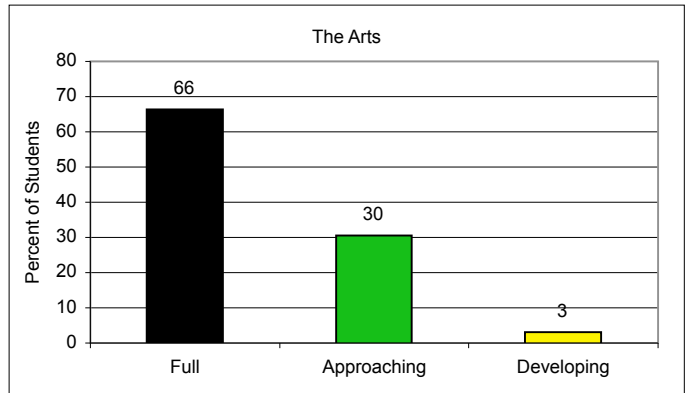
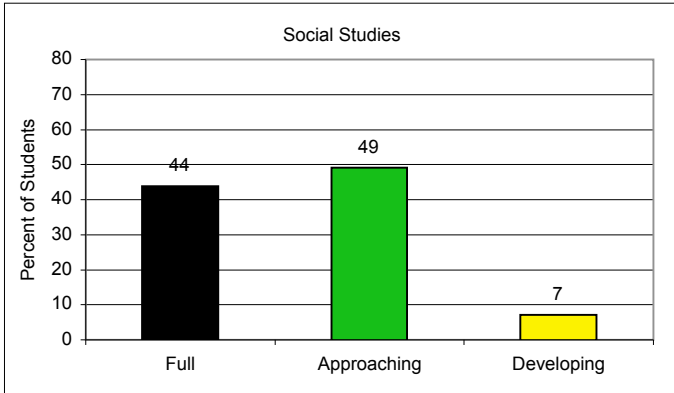
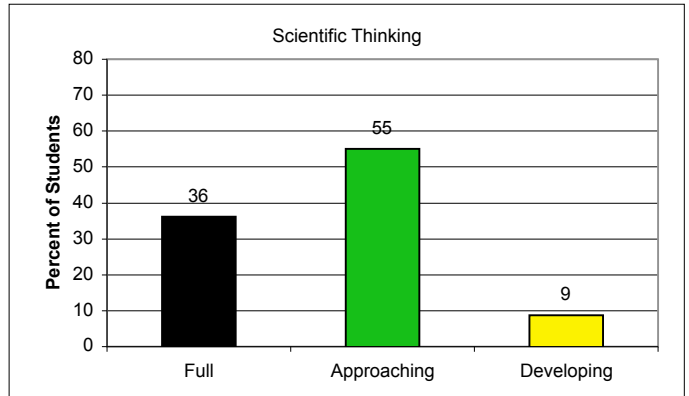
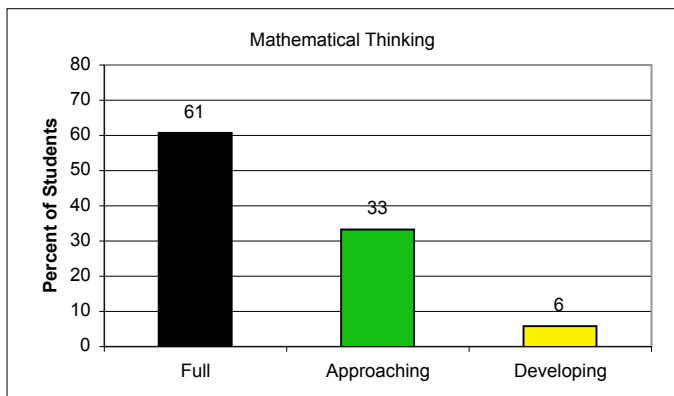
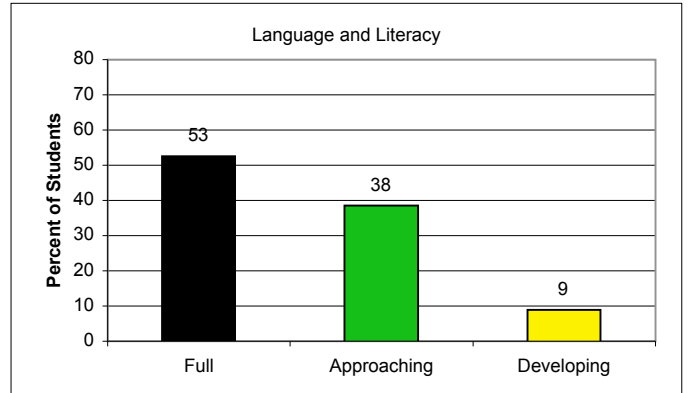
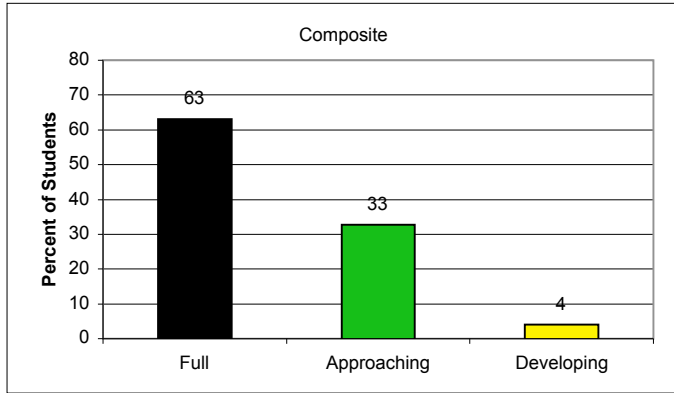


Montgomery County - Percentage of Kindergarten Students



Montgomery County - Percentage of Kindergarten Students

	Social and Personal			Language and Literacy			Mathematical Thinking			Scientific Thinking			Social Studies			The Arts			Physical Development			Composite		
	Full	Approaching	Developing	Full	Approaching	Developing	Full	Approaching	Developing	Full	Approaching	Developing	Full	Approaching	Developing	Full	Approaching	Developing	Full	Approaching	Developing	Full	Approaching	Developing
Race/Ethnicity																								
American Indian/Alaskan Native	73	23	4	69	23	8	73	23	4	54	42	4	65	35	0	69	31	0	92	8	0	77	23	0
Asian/Pacific Islander	72	24	4	57	35	7	66	29	4	35	56	9	42	51	7	67	30	3	79	19	2	67	30	3
African American	58	34	8	47	42	10	53	39	8	31	58	11	38	53	9	62	34	4	70	28	2	57	37	6
White	73	24	3	63	34	4	70	27	3	46	50	4	54	43	3	71	27	2	79	20	2	72	27	2
Hispanic	63	31	6	35	46	18	47	42	11	24	61	15	31	56	13	62	34	4	73	24	3	50	42	7
Gender																								
Male	59	34	7	48	42	10	58	35	7	35	55	10	41	50	8	58	37	4	70	28	3	57	37	5
Female	76	21	3	57	35	8	63	32	5	38	55	7	46	48	6	75	24	2	81	17	1	69	28	3
Prior Care																								
Child Care Center	65	30	6	58	36	5	64	33	4	36	58	6	46	49	4	67	31	2	77	22	1	66	32	3
Family Child Care	64	29	7	44	44	12	55	36	9	31	59	10	40	53	8	66	30	4	73	24	2	56	38	5
Head Start	61	34	5	41	48	10	53	40	7	25	65	10	31	60	8	61	35	3	73	26	2	54	42	5
Home / Informal Care	64	30	7	39	44	17	47	41	12	26	59	15	35	51	14	62	33	5	70	26	4	51	41	8
Non-public Nursery	77	21	2	67	30	3	74	24	1	51	46	3	57	42	2	74	25	1	80	18	1	76	23	1
Pre-Kindergarten	67	28	5	52	40	8	61	35	5	35	56	9	42	51	7	65	32	3	75	23	2	63	33	4
Special Education																								
Yes	43	41	16	26	54	21	37	46	17	22	56	22	27	50	23	49	40	11	47	42	11	36	48	16
No	70	26	4	55	37	8	63	32	5	37	55	8	45	49	6	68	30	2	78	21	1	65	32	3
Limited English Proficiency																								
Yes	63	32	5	35	52	13	47	46	7	23	64	13	29	60	11	58	38	4	74	24	2	50	45	5
No	68	27	5	55	37	8	62	32	6	38	54	8	46	48	7	67	30	3	76	22	2	65	31	4
Free and Reduced Price Meals																								
Yes	60	33	7	38	47	15	47	42	10	25	60	14	33	55	13	60	35	5	70	27	3	51	41	7
No	71	25	4	59	35	6	67	29	4	41	53	6	49	47	5	69	28	2	78	21	2	68	29	3
Aggregated Data	68	28	5	53	38	9	61	33	6	36	55	9	44	49	7	66	30	3	75	22	2	63	33	4

* = fewer than 5

May not total 100% due to rounding.

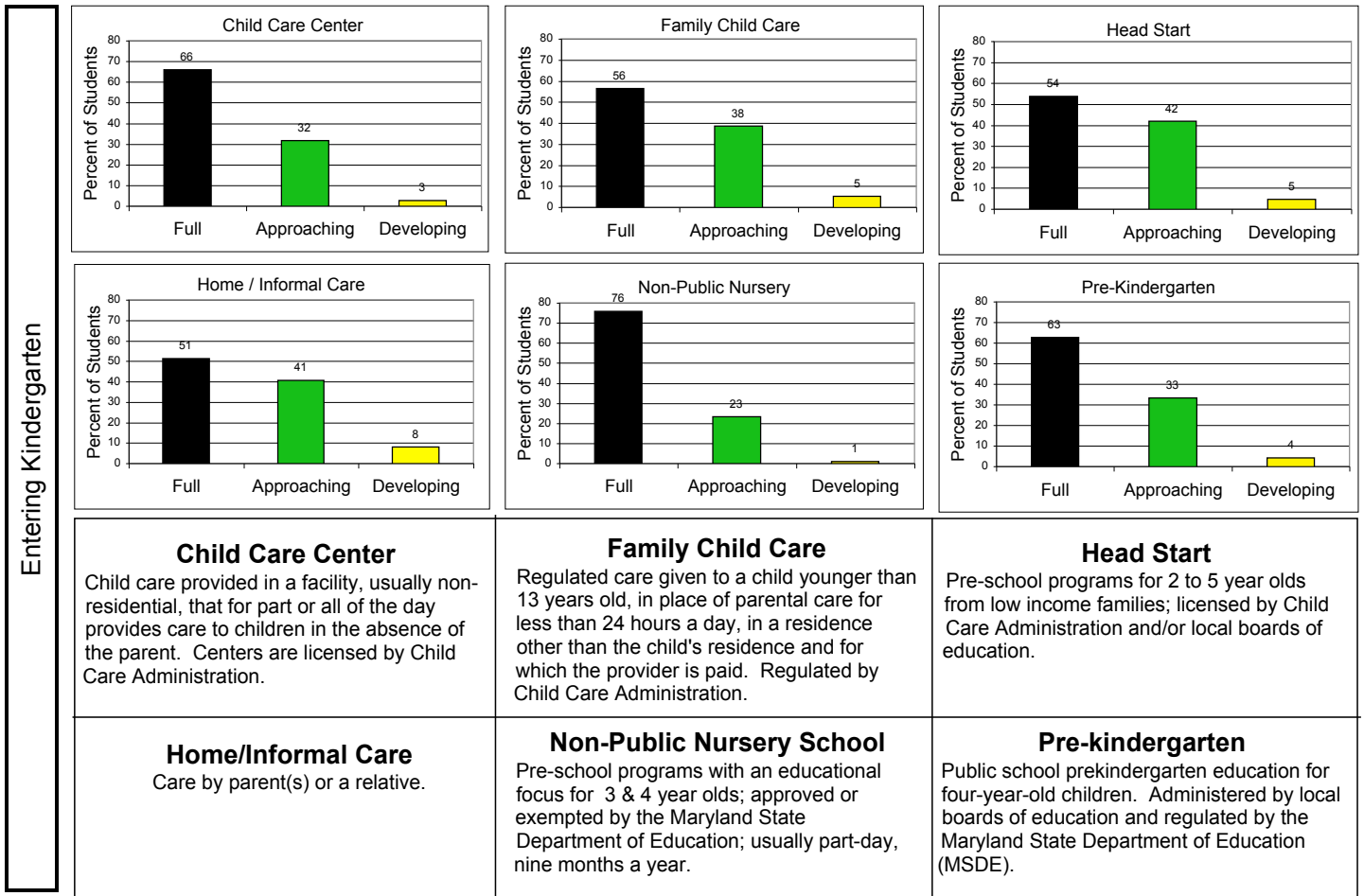
Montgomery County - Number of Kindergarten Students

	Social and Personal			Language and Literacy			Mathematical Thinking			Scientific Thinking			Social Studies			The Arts			Physical Development			Composite		
	Full	Approaching	Developing	Full	Approaching	Developing	Full	Approaching	Developing	Full	Approaching	Developing	Full	Approaching	Developing	Full	Approaching	Developing	Full	Approaching	Developing	Full	Approaching	Developing
Race/Ethnicity																								
American Indian/Alaskan Native	19	6	1	18	6	2	19	6	1	14	11	1	17	9	0	18	8	0	24	2	0	20	6	0
Asian/Pacific Islander	987	322	53	780	477	100	903	397	61	473	761	115	570	693	92	914	408	43	1,077	264	27	875	393	43
African American	1,120	660	163	918	818	202	1,033	755	155	595	1,120	204	731	1,026	172	1,207	659	85	1,362	549	45	1,055	690	115
White	2,697	869	112	2,311	1,234	132	2,582	1,009	98	1,685	1,829	151	1,977	1,576	113	2,632	999	67	2,910	738	57	2,545	940	58
Hispanic	1,262	623	111	704	927	365	945	842	216	467	1,209	305	626	1,109	258	1,236	686	84	1,466	483	61	955	805	141
Gender																								
Male	2,682	1,557	321	2,190	1,893	462	2,654	1,595	307	1,573	2,493	447	1,873	2,282	376	2,660	1,710	200	3,188	1,266	130	2,496	1,623	236
Female	3,439	939	120	2,573	1,587	342	2,862	1,428	227	1,686	2,461	332	2,079	2,150	262	3,383	1,065	81	3,690	783	61	2,991	1,225	121
Prior Care																								
Child Care Center	706	325	61	639	398	58	696	355	41	389	636	64	508	539	46	733	342	23	845	245	10	702	337	28
Family Child Care	209	96	23	144	145	39	182	117	29	101	192	32	130	173	26	218	99	12	241	80	8	179	122	16
Head Start	395	220	35	266	313	67	345	264	45	161	422	62	204	392	53	401	231	21	477	168	11	334	260	29
Home / Informal Care	900	422	93	557	620	240	666	579	172	357	830	208	494	726	191	875	474	68	993	373	54	695	550	108
Non-Public Nursery	1,107	297	27	959	422	40	1,061	349	15	716	656	42	808	592	25	1,059	359	16	1,154	260	20	1,049	323	13
Pre-Kindergarten	1,918	802	151	1,507	1,138	227	1,742	994	140	991	1,611	250	1,212	1,452	194	1,867	930	93	2,175	667	57	1,716	908	110
Special Education																								
Yes	295	282	106	174	367	140	251	318	115	148	381	149	184	336	152	334	274	78	324	286	77	230	304	102
No	5,826	2,214	334	4,589	3,113	663	5,265	2,706	417	3,111	4,572	630	3,768	4,095	486	5,708	2,502	202	6,553	1,764	113	5,257	2,543	255
Limited English Proficiency																								
Yes	632	322	49	350	516	134	474	463	68	228	636	128	287	603	109	587	383	40	742	243	23	476	428	51
No	5489	2174	393	4413	2965	670	5042	2561	466	3031	4318	652	3665	3829	530	5456	2393	241	6136	1807	168	5011	2420	307
Free and Reduced Price Meals																								
Yes	1,622	893	200	1,026	1,279	410	1,292	1,152	277	684	1,626	384	884	1,479	338	1,630	963	135	1,909	728	93	1,341	1,077	194
No	4,498	1,602	241	3,736	2,201	393	4,223	1,871	256	2,575	3,326	395	3,068	2,951	300	4,412	1,812	145	4,967	1,322	97	4,145	1,770	163
Aggregated Data	6,123	2,499	442	4,765	3,483	805	5,519	3,025	535	3,261	4,956	781	3,954	4,434	640	6,046	2,776	283	6,880	2,052	192	5,490	2,849	359

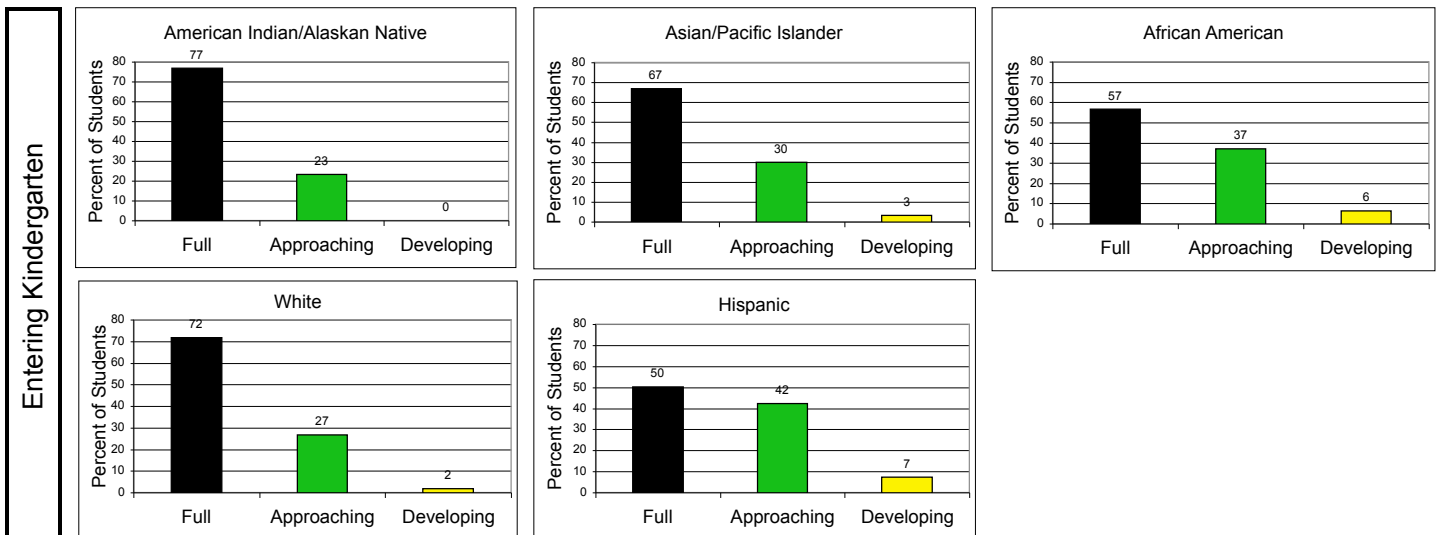
* = fewer than 5

Montgomery County 2005-2006

Disaggregated by Prior Care Composite Score



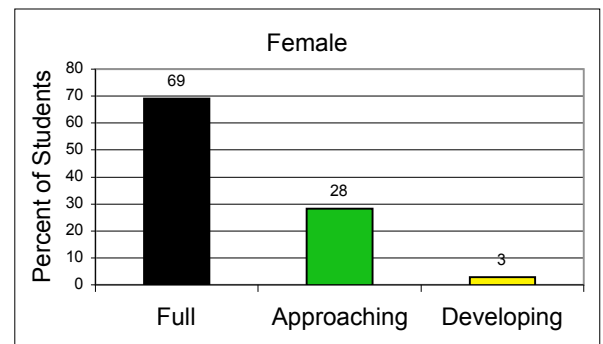
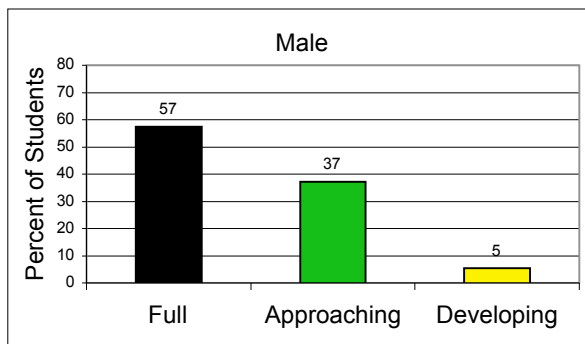
Disaggregated by Race / Ethnicity Composite Score



Montgomery County 2005-2006

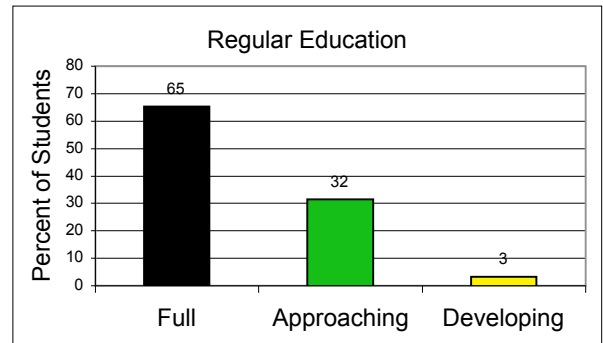
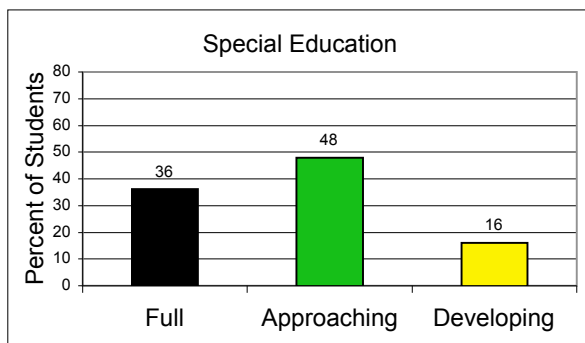
Disaggregated by Gender Composite Score

Entering Kindergarten



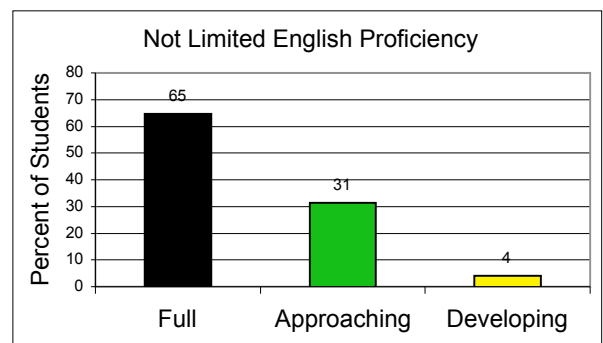
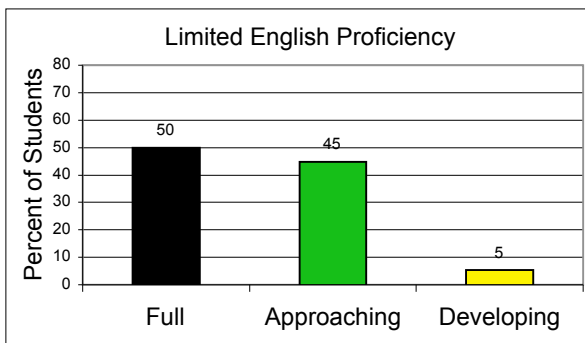
Disaggregated by Special Education Composite Score

Entering Kindergarten



Disaggregated by Limited English Proficiency Composite Score

Entering Kindergarten



Disaggregated by Free and Reduced Price Meals Composite Score

Entering Kindergarten

