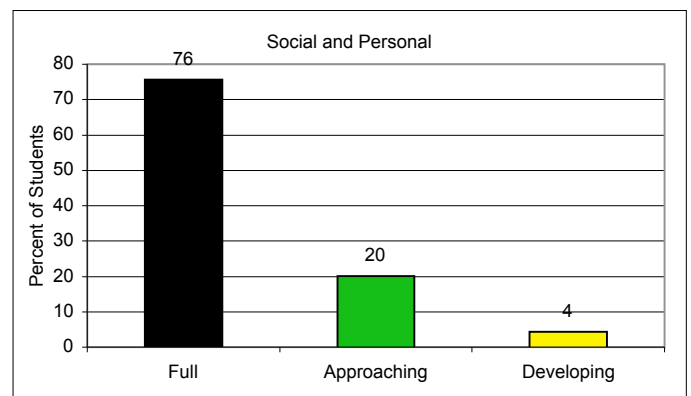
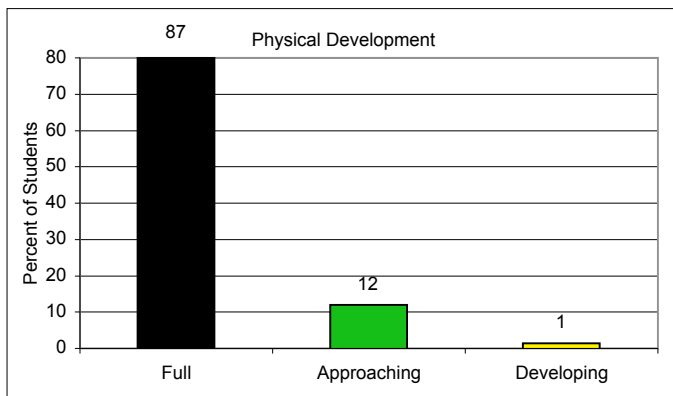
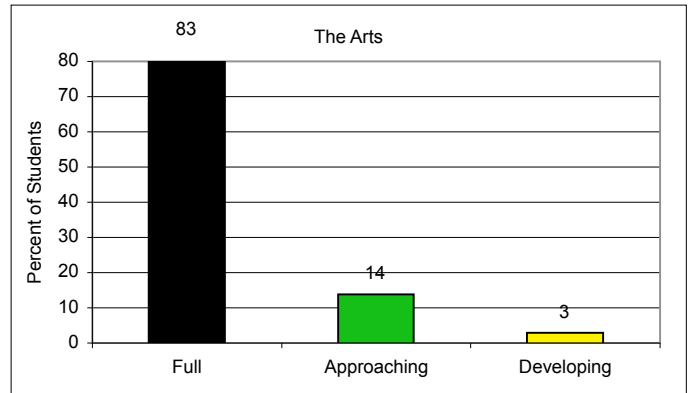
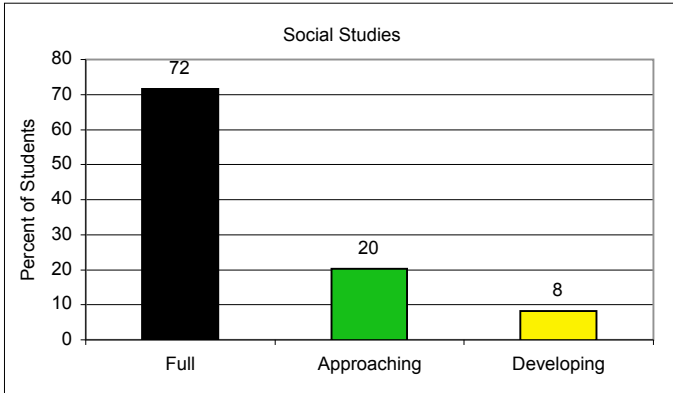
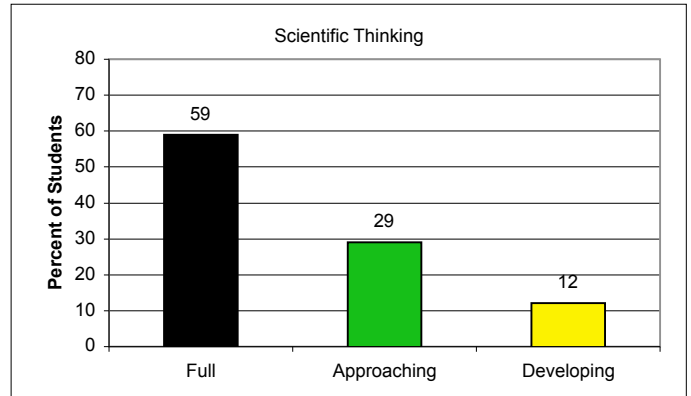
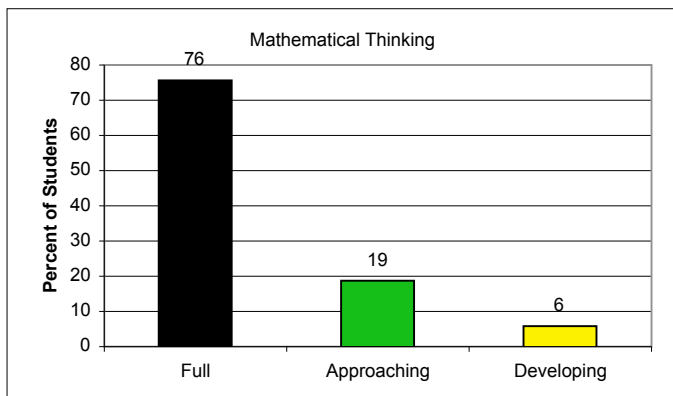
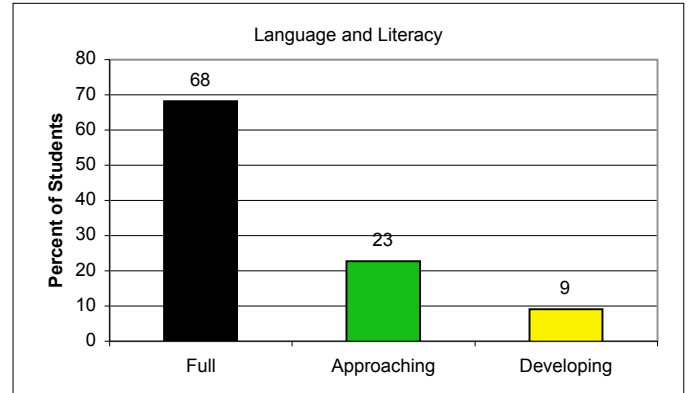
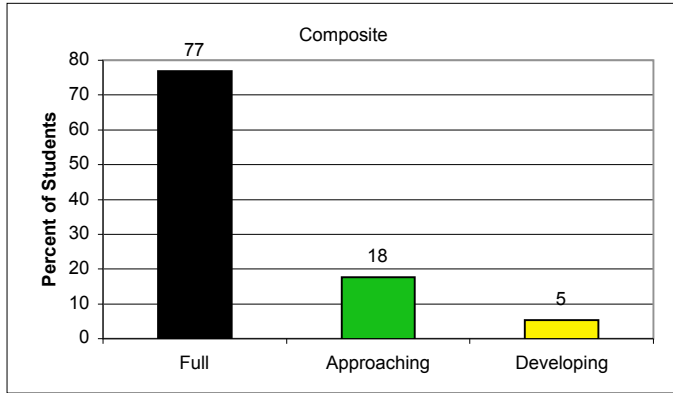


Somerset County - Percentage of Kindergarten Students



Somerset County - Percentage of Kindergarten Students

	Social and Personal			Language and Literacy			Mathematical Thinking			Scientific Thinking			Social Studies			The Arts			Physical Development			Composite			
	Full	Approaching	Developing	Full	Approaching	Developing	Full	Approaching	Developing	Full	Approaching	Developing	Full	Approaching	Developing	Full	Approaching	Developing	Full	Approaching	Developing	Full	Approaching	Developing	
Race/Ethnicity																									
American Indian/Alaskan Native	*	*	*	*	*	*	*	*	*	*	*	*	*	*	*	*	*	*	*	*	*	*	*	*	*
Asian/Pacific Islander	*	*	*	*	*	*	*	*	*	*	*	*	*	*	*	*	*	*	*	*	*	*	*	*	*
African American	68	30	2	63	29	7	74	22	4	55	33	12	66	27	7	84	15	1	87	13	0	75	22	3	
White	85	10	5	77	15	8	80	13	8	69	22	9	83	12	5	86	10	4	89	9	3	84	8	8	
Hispanic	81	19	0	56	31	13	63	31	6	31	56	13	50	25	25	63	38	0	81	19	0	63	38	0	
Gender																									
Male	67	26	7	60	27	12	67	22	11	50	32	18	63	26	11	72	24	4	83	15	2	69	22	9	
Female	84	16	0	76	20	4	83	16	1	67	29	4	80	15	5	93	7	0	91	9	0	86	13	1	
Prior Care																									
Child Care Center	*	*	*	*	*	*	*	*	*	*	*	*	*	*	*	*	*	*	*	*	*	*	*	*	*
Family Child Care	*	*	*	*	*	*	*	*	*	*	*	*	*	*	*	*	*	*	*	*	*	*	*	*	*
Head Start	69	29	2	51	37	12	62	29	10	43	36	21	67	24	10	81	17	2	86	14	0	66	27	7	
Home / Informal Care	63	27	10	47	37	17	63	23	13	37	40	23	57	30	13	77	13	10	70	23	7	67	20	13	
Non-public Nursery	*	*	*	*	*	*	*	*	*	*	*	*	*	*	*	*	*	*	*	*	*	*	*	*	*
Pre-Kindergarten	78	18	4	74	19	7	81	15	4	64	28	8	75	18	7	85	13	2	90	10	1	82	14	4	
Special Education																									
Yes	44	22	33	33	33	33	67	0	33	33	33	33	33	22	44	44	33	22	44	33	22	33	33	33	
No	78	21	2	70	23	7	76	19	4	60	30	10	74	20	6	85	14	1	89	11	0	80	17	3	
Limited English Proficiency																									
Yes	75	25	0	50	25	25	50	38	13	38	38	25	50	25	25	38	63	0	88	13	0	50	50	0	
No	76	20	3	70	23	7	77	18	5	60	30	10	73	20	7	85	13	2	87	12	1	79	16	5	
Free and Reduced Price Meals																									
Yes	68	29	3	54	34	12	65	28	8	43	38	18	57	31	12	77	20	3	82	17	2	68	25	8	
No	81	16	3	76	18	6	81	14	5	67	26	7	80	15	5	86	12	2	90	9	1	83	14	3	
Aggregated Data	76	20	4	68	23	9	76	19	6	59	29	12	72	20	8	83	14	3	87	12	1	77	18	5	

* = fewer than 5

May not total 100% due to rounding.

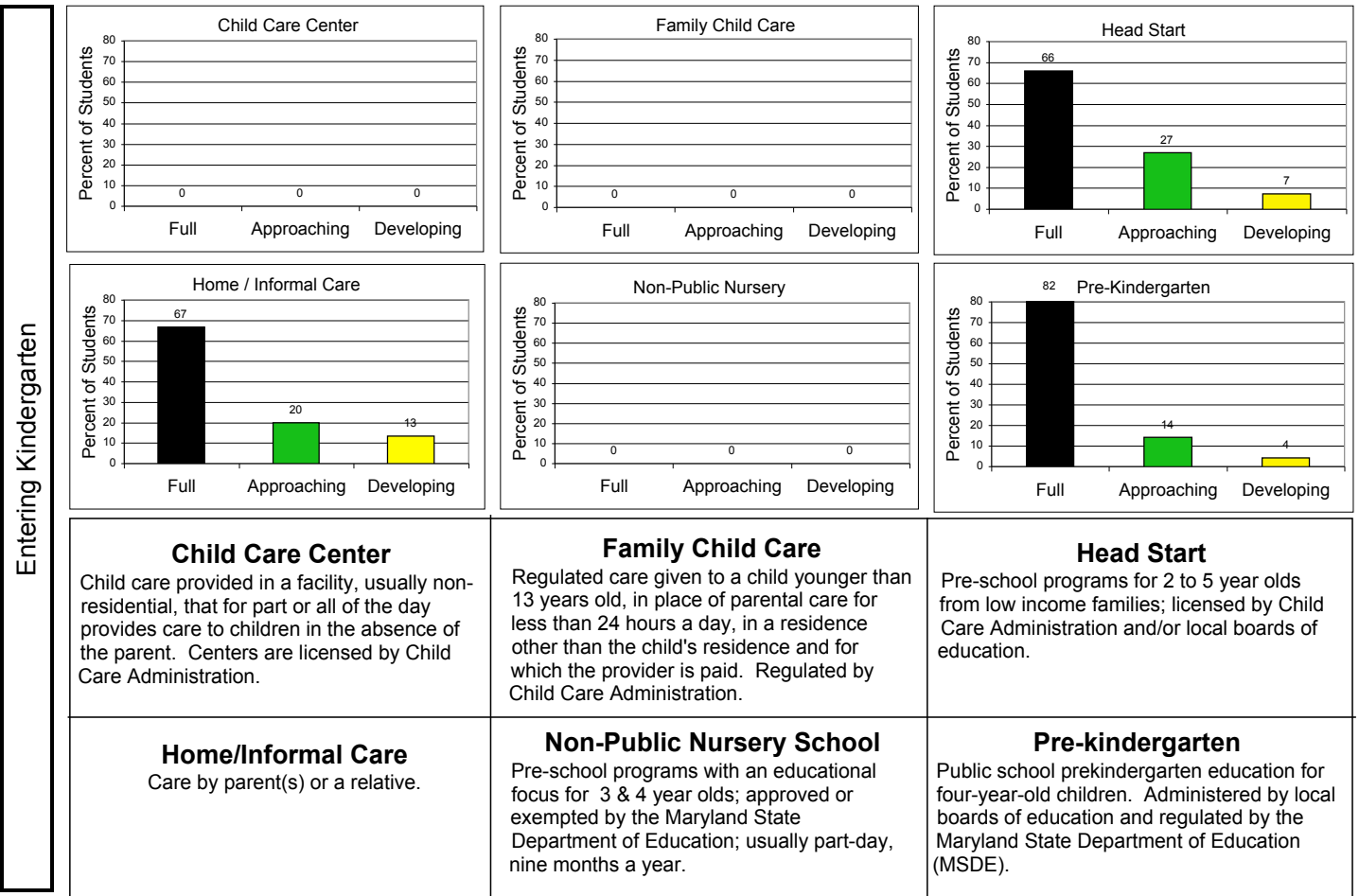
Somerset County - Number of Kindergarten Students

	Social and Personal			Language and Literacy			Mathematical Thinking			Scientific Thinking			Social Studies			The Arts			Physical Development			Composite					
	Full	Approaching	Developing	Full	Approaching	Developing	Full	Approaching	Developing	Full	Approaching	Developing	Full	Approaching	Developing	Full	Approaching	Developing	Full	Approaching	Developing	Full	Approaching	Developing			
Race/Ethnicity																											
American Indian/Alaskan Native	*	*	*	*	*	*	*	*	*	*	*	*	*	*	*	*	*	*	*	*	*	*	*	*	*	*	*
Asian/Pacific Islander	*	*	*	*	*	*	*	*	*	*	*	*	*	*	*	*	*	*	*	*	*	*	*	*	*	*	*
African American	66	29	2	60	28	7	72	21	4	53	32	12	64	26	7	81	15	1	84	13	0	71	21	3	71	21	3
White	67	8	4	61	12	6	63	10	6	54	17	7	65	9	4	68	8	3	70	7	2	65	6	6	65	6	6
Hispanic	13	3	0	9	5	2	10	5	1	5	9	2	8	4	4	10	6	0	13	3	0	10	6	0	10	6	0
Gender																											
Male	62	24	6	55	25	11	62	20	10	46	29	17	58	24	10	66	22	4	76	14	2	63	20	8	63	20	8
Female	86	16	0	77	20	4	85	16	1	68	29	4	81	15	5	95	7	0	93	9	0	85	13	1	85	13	1
Prior Care																											
Child Care Center	*	*	*	*	*	*	*	*	*	*	*	*	*	*	*	*	*	*	*	*	*	*	*	*	*	*	*
Family Child Care	*	*	*	*	*	*	*	*	*	*	*	*	*	*	*	*	*	*	*	*	*	*	*	*	*	*	*
Head Start	29	12	1	21	15	5	26	12	4	18	15	9	28	10	4	34	7	1	36	6	0	27	11	3	27	11	3
Home / Informal Care	19	8	3	14	11	5	19	7	4	11	12	7	17	9	4	23	4	3	21	7	2	20	6	4	20	6	4
Non-Public Nursery	*	*	*	*	*	*	*	*	*	*	*	*	*	*	*	*	*	*	*	*	*	*	*	*	*	*	*
Pre-Kindergarten	113	26	6	107	27	10	117	22	6	91	40	12	108	26	10	123	19	3	130	14	1	115	20	6	115	20	6
Special Education																											
Yes	4	2	3	3	3	3	6	0	3	3	3	3	3	2	4	4	3	2	4	3	2	3	3	3	3	3	3
No	144	38	3	129	42	12	141	36	8	111	55	18	136	37	11	157	26	2	165	20	0	145	30	6	145	30	6
Limited English Proficiency																											
Yes	6	2	0	4	2	2	4	3	1	3	3	2	4	2	2	3	5	0	7	1	0	4	4	0	4	4	0
No	142	38	6	128	43	13	143	33	10	111	55	19	135	37	13	158	24	4	162	22	2	144	29	9	144	29	9
Free and Reduced Price Meals																											
Yes	44	19	2	35	22	8	42	18	5	28	25	12	37	20	8	50	13	2	53	11	1	44	16	5	44	16	5
No	104	21	4	97	23	7	105	18	6	86	33	9	102	19	7	111	16	2	116	12	1	104	17	4	104	17	4
Aggregated Data	158	42	9	141	47	19	158	39	12	122	60	25	149	42	17	174	29	6	181	25	3	157	36	11	157	36	11

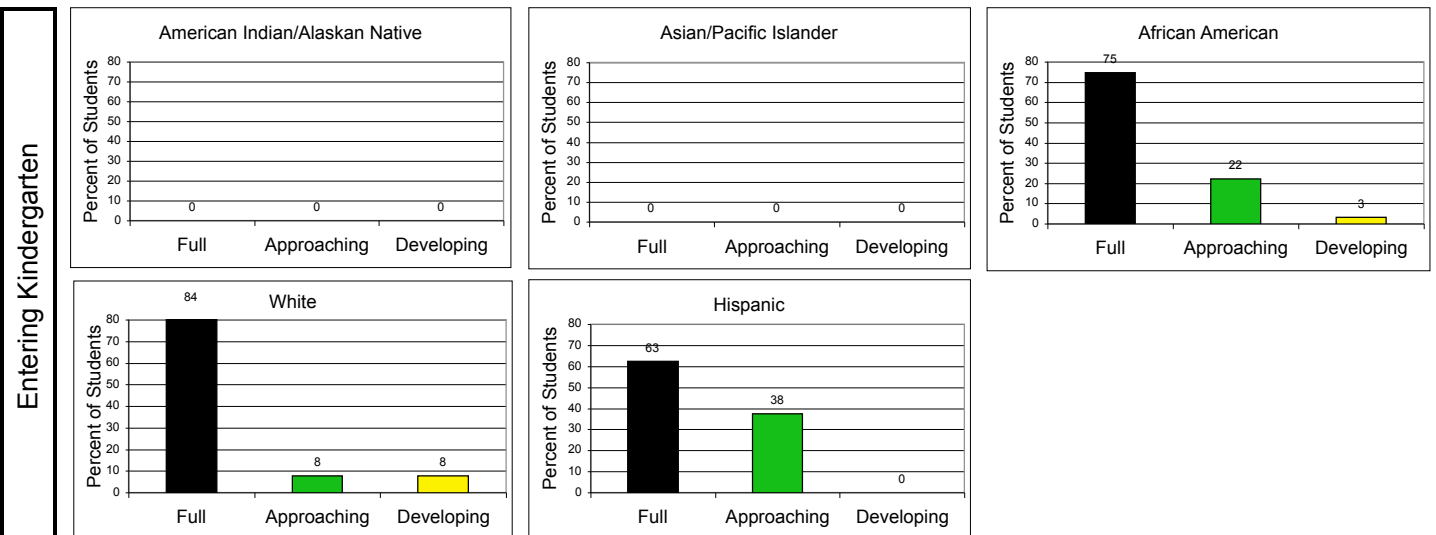
* = fewer than 5

Somerset County 2005-2006

Disaggregated by Prior Care Composite Score



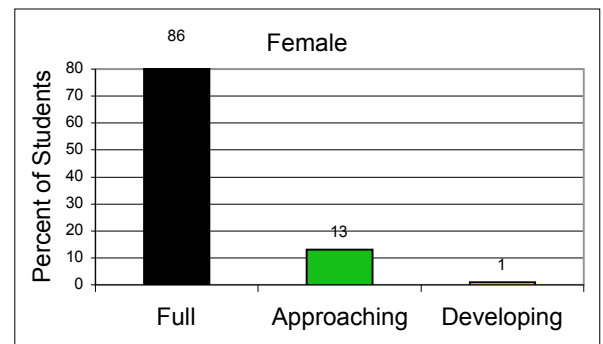
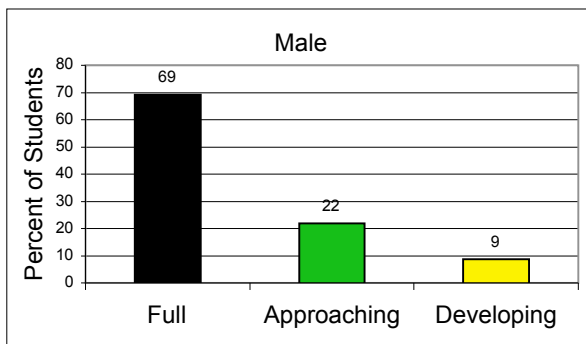
Disaggregated by Race / Ethnicity Composite Score



Somerset County 2005-2006

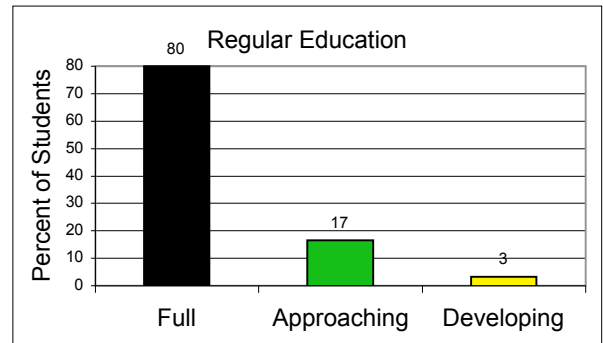
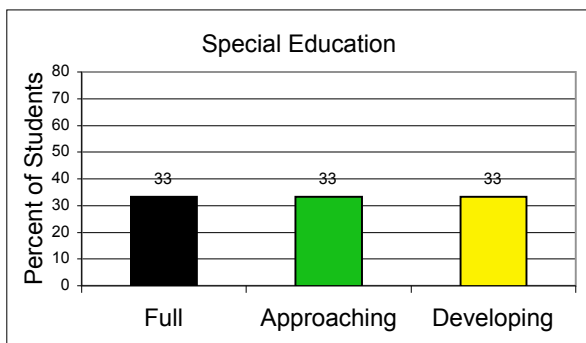
Disaggregated by Gender Composite Score

Entering Kindergarten





Disaggregated by Special Education Composite Score

Entering Kindergarten



Disaggregated by Limited English Proficiency Composite Score

Entering Kindergarten



Disaggregated by Free and Reduced Price Meals Composite Score

Entering Kindergarten

