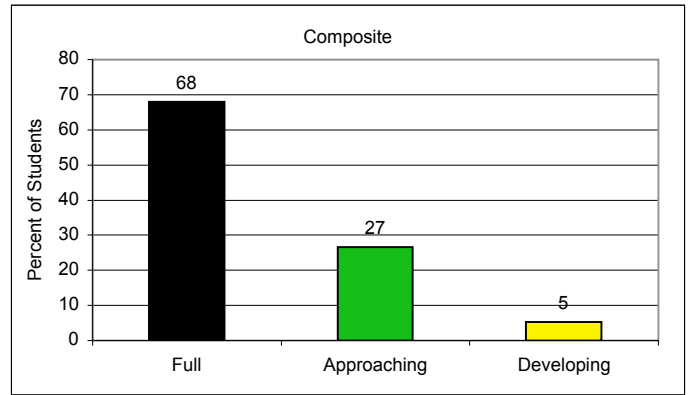
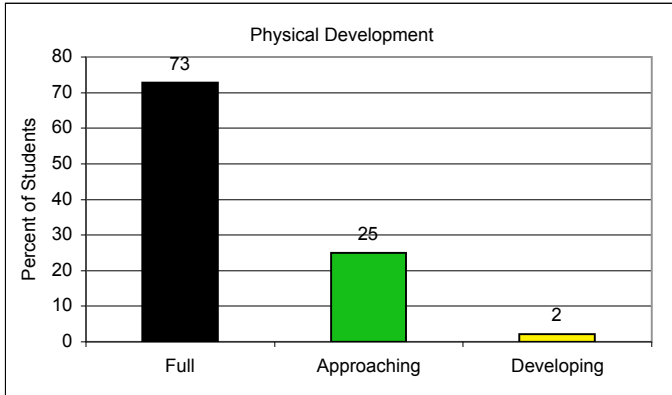
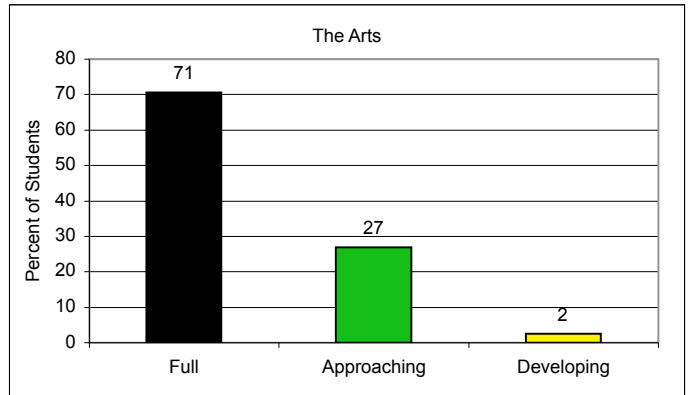
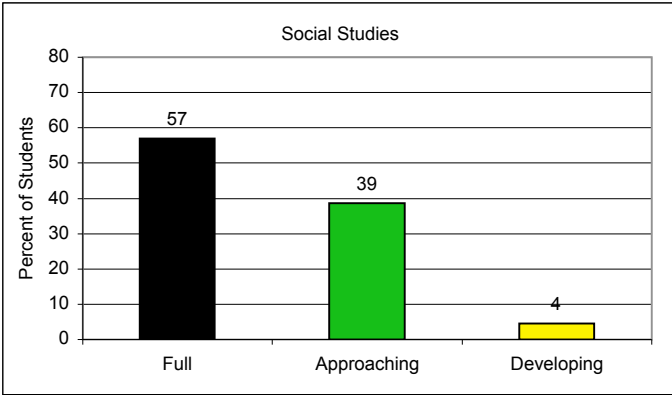
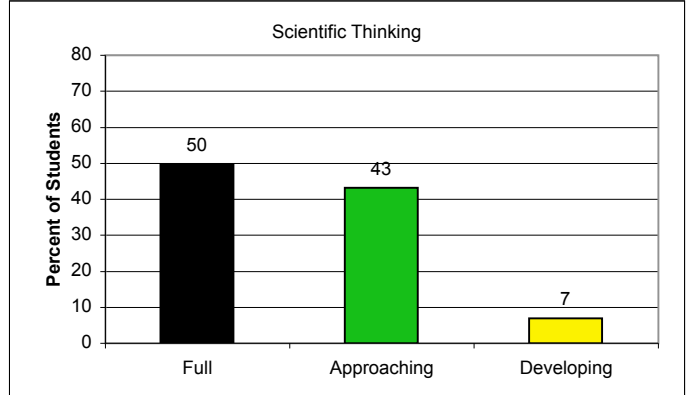
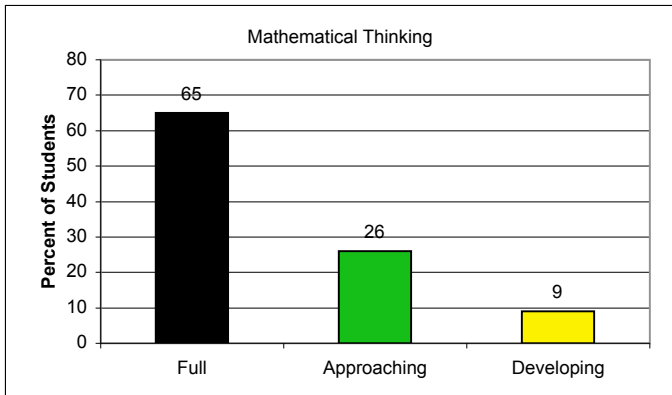
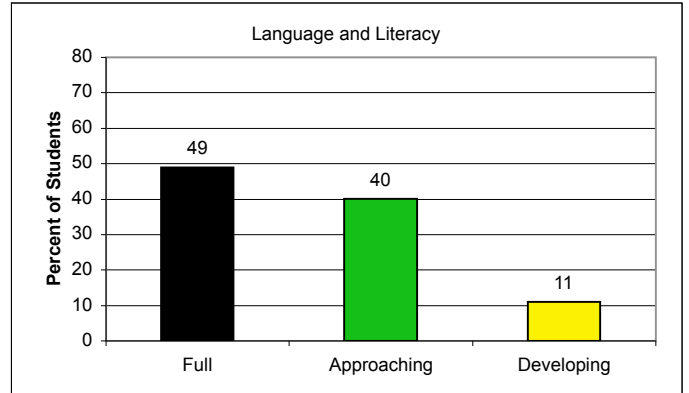
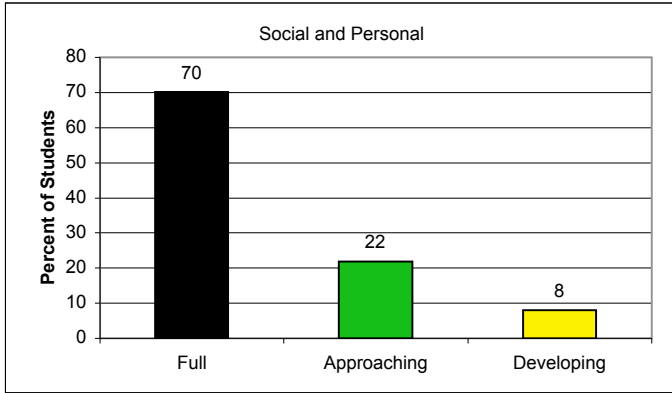


Allegany County - Percentage of Kindergarten Students



Allegany County - Percentage of Kindergarten Students

| | Social and Personal | | | Language and Literacy | | | Mathematical Thinking | | | Scientific Thinking | | | Social Studies | | | The Arts | | | Physical Development | | | Composite | | | | | |
|-------------------------------------|-------------------------------------|-------------|------------|-----------------------|-------------|------------|-----------------------|-------------|------------|---------------------|-------------|------------|----------------|-------------|------------|----------|-------------|------------|----------------------|-------------|------------|-----------|-------------|------------|----|----|----|
| | Full | Approaching | Developing | Full | Approaching | Developing | Full | Approaching | Developing | Full | Approaching | Developing | Full | Approaching | Developing | Full | Approaching | Developing | Full | Approaching | Developing | Full | Approaching | Developing | | | |
| Race/Ethnicity | | | | | | | | | | | | | | | | | | | | | | | | | | | |
| American Indian/Alaskan Native | 42 | 8 | 50 | 42 | 8 | 50 | 42 | 8 | 50 | 33 | 17 | 50 | 42 | 8 | 50 | 42 | 8 | 50 | 42 | 8 | 50 | 42 | 8 | 50 | 42 | 8 | 50 |
| Asian/Pacific Islander | 33 | 33 | 33 | 25 | 25 | 50 | 33 | 33 | 33 | 25 | 25 | 50 | 33 | 33 | 33 | 33 | 33 | 33 | 33 | 33 | 33 | 33 | 33 | 33 | 33 | 33 | 33 |
| African American | 81 | 14 | 6 | 67 | 28 | 6 | 75 | 17 | 8 | 56 | 42 | 3 | 31 | 19 | 50 | 29 | 21 | 50 | 44 | 6 | 50 | 81 | 17 | 3 | | | |
| White | 69 | 22 | 8 | 47 | 41 | 12 | 64 | 27 | 9 | 49 | 44 | 8 | 56 | 39 | 5 | 71 | 26 | 3 | 71 | 26 | 2 | 67 | 27 | 6 | | | |
| Hispanic | 25 | 25 | 50 | 25 | 25 | 50 | 25 | 50 | 25 | 25 | 25 | 50 | 25 | 25 | 50 | 25 | 50 | 25 | 25 | 25 | 50 | 25 | 25 | 50 | 25 | 25 | 50 |
| Gender | | | | | | | | | | | | | | | | | | | | | | | | | | | |
| Male | 64 | 26 | 10 | 46 | 40 | 14 | 61 | 27 | 11 | 49 | 43 | 8 | 56 | 38 | 5 | 65 | 31 | 4 | 67 | 30 | 3 | 63 | 30 | 7 | | | |
| Female | 78 | 17 | 6 | 52 | 40 | 7 | 69 | 25 | 6 | 50 | 44 | 6 | 57 | 40 | 3 | 77 | 22 | 1 | 80 | 19 | 1 | 74 | 23 | 4 | | | |
| Prior Care | | | | | | | | | | | | | | | | | | | | | | | | | | | |
| Child Care Center | 67 | 22 | 11 | 28 | 58 | 14 | 44 | 44 | 11 | 31 | 61 | 8 | 36 | 58 | 6 | 69 | 28 | 3 | 64 | 33 | 3 | 64 | 28 | 8 | | | |
| Family Child Care | 75 | 19 | 6 | 56 | 31 | 13 | 56 | 38 | 6 | 19 | 31 | 50 | 28 | 22 | 50 | 44 | 6 | 50 | 38 | 13 | 50 | 38 | 13 | 50 | | | |
| Head Start | 53 | 32 | 15 | 36 | 47 | 17 | 59 | 26 | 15 | 44 | 46 | 10 | 46 | 42 | 12 | 62 | 31 | 8 | 64 | 33 | 3 | 53 | 38 | 9 | | | |
| Home / Informal Care | 63 | 22 | 15 | 31 | 51 | 18 | 45 | 38 | 17 | 40 | 46 | 14 | 52 | 41 | 7 | 64 | 31 | 5 | 60 | 35 | 5 | 57 | 32 | 11 | | | |
| Non-public Nursery | 82 | 15 | 3 | 65 | 30 | 5 | 78 | 17 | 5 | 54 | 42 | 4 | 62 | 36 | 2 | 81 | 18 | 1 | 78 | 19 | 3 | 79 | 17 | 4 | | | |
| Pre-Kindergarten | 75 | 20 | 5 | 57 | 35 | 8 | 74 | 21 | 5 | 57 | 38 | 4 | 63 | 35 | 2 | 71 | 28 | 0 | 80 | 19 | 1 | 74 | 24 | 2 | | | |
| Special Education | | | | | | | | | | | | | | | | | | | | | | | | | | | |
| Yes | 45 | 38 | 17 | 17 | 53 | 30 | 40 | 36 | 23 | 26 | 47 | 28 | 38 | 47 | 15 | 64 | 30 | 6 | 43 | 49 | 9 | 38 | 47 | 15 | | | |
| No | 72 | 20 | 7 | 52 | 39 | 10 | 67 | 25 | 8 | 52 | 43 | 5 | 58 | 38 | 4 | 71 | 27 | 2 | 75 | 23 | 2 | 70 | 25 | 5 | | | |
| Limited English Proficiency | | | | | | | | | | | | | | | | | | | | | | | | | | | |
| Yes | * | * | * | * | * | * | * | * | * | * | * | * | * | * | * | * | * | * | * | * | * | * | * | * | * | * | * |
| No | 70 | 22 | 8 | 49 | 40 | 11 | 65 | 26 | 9 | 50 | 43 | 7 | 57 | 39 | 4 | 71 | 27 | 2 | 73 | 25 | 2 | 68 | 27 | 5 | | | |
| Free and Reduced Price Meals | | | | | | | | | | | | | | | | | | | | | | | | | | | |
| Yes | 64 | 25 | 11 | 41 | 45 | 14 | 57 | 31 | 12 | 47 | 44 | 10 | 53 | 40 | 7 | 67 | 30 | 3 | 70 | 28 | 2 | 62 | 31 | 8 | | | |
| No | 80 | 17 | 3 | 61 | 33 | 6 | 78 | 19 | 3 | 54 | 43 | 3 | 62 | 38 | 1 | 77 | 22 | 1 | 77 | 21 | 2 | 78 | 20 | 2 | | | |
| * = fewer than 5 | May not total 100% due to rounding. | | | | | | | | | | | | | | | | | | | | | | | | | | |

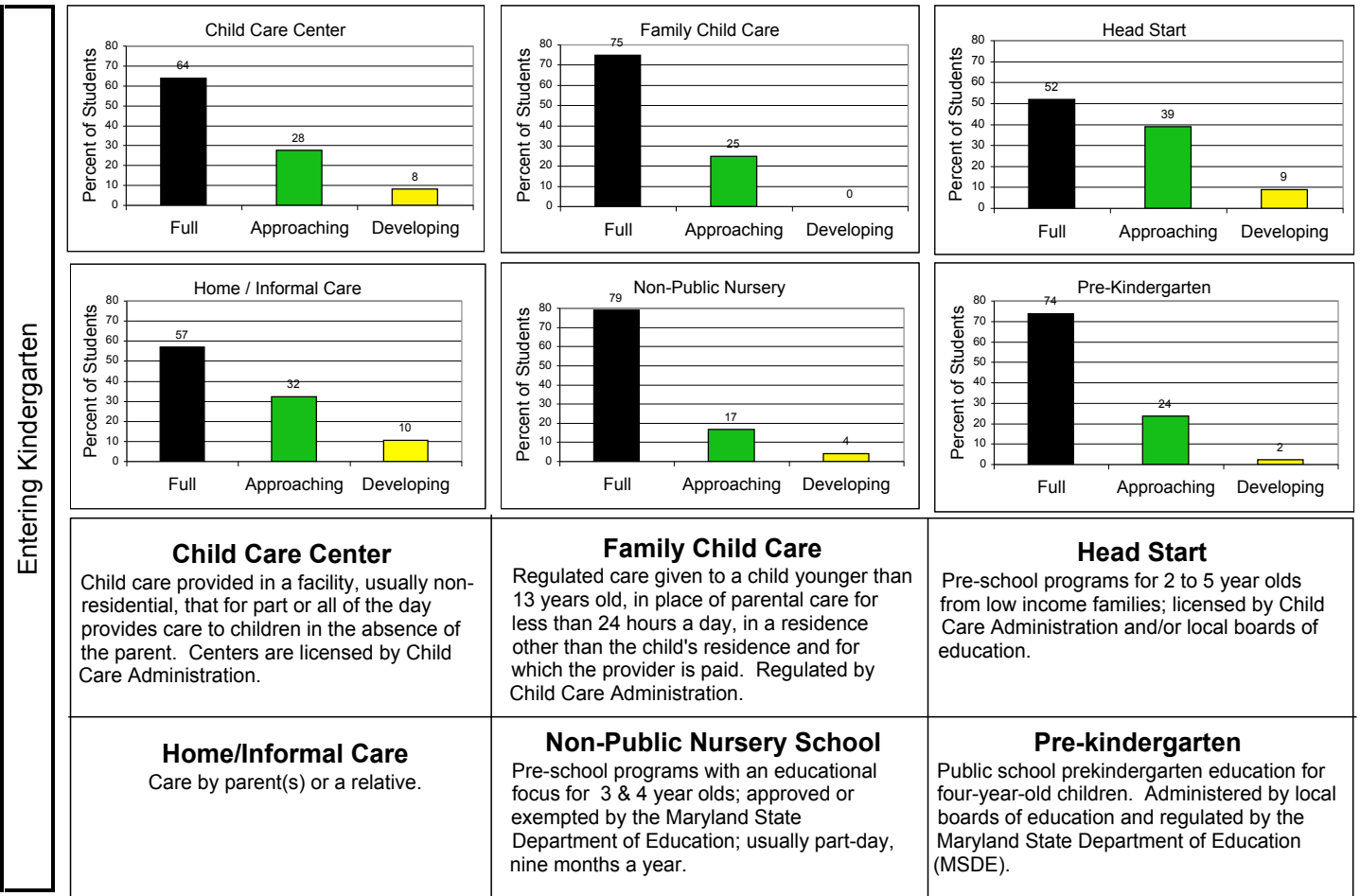
Allegany County - Number of Kindergarten Students

| | Social and Personal | | | Language and Literacy | | | Mathematical Thinking | | | Scientific Thinking | | | Social Studies | | | The Arts | | | Physical Development | | | Composite | | |
|-------------------------------------|---------------------|-------------|------------|-----------------------|-------------|------------|-----------------------|-------------|------------|---------------------|-------------|------------|----------------|-------------|------------|----------|-------------|------------|----------------------|-------------|------------|-----------|-------------|------------|
| | Full | Approaching | Developing | Full | Approaching | Developing | Full | Approaching | Developing | Full | Approaching | Developing | Full | Approaching | Developing | Full | Approaching | Developing | Full | Approaching | Developing | Full | Approaching | Developing |
| Race/Ethnicity | | | | | | | | | | | | | | | | | | | | | | | | |
| American Indian/Alaskan Native | 5 | 1 | 0 | 5 | 1 | 0 | 5 | 1 | 0 | 4 | 2 | 0 | 5 | 1 | 0 | 5 | 1 | 0 | 5 | 1 | 0 | 5 | 1 | 0 |
| Asian/Pacific Islander | * | * | * | * | * | * | * | * | * | * | * | * | * | * | * | * | * | * | * | * | * | * | * | * |
| African American | 28 | 5 | 2 | 23 | 10 | 2 | 26 | 6 | 3 | 20 | 14 | 1 | 22 | 13 | 0 | 20 | 15 | 0 | 31 | 4 | 0 | 28 | 6 | 1 |
| White | 386 | 124 | 46 | 264 | 228 | 64 | 357 | 149 | 50 | 273 | 242 | 41 | 312 | 217 | 27 | 396 | 146 | 14 | 398 | 144 | 13 | 372 | 152 | 31 |
| Hispanic | * | * | * | * | * | * | * | * | * | * | * | * | * | * | * | * | * | * | * | * | * | * | * | * |
| Gender | | | | | | | | | | | | | | | | | | | | | | | | |
| Male | 213 | 86 | 33 | 153 | 133 | 46 | 205 | 90 | 37 | 164 | 141 | 27 | 189 | 125 | 18 | 217 | 102 | 13 | 223 | 98 | 11 | 211 | 99 | 22 |
| Female | 209 | 45 | 15 | 141 | 108 | 20 | 186 | 66 | 17 | 135 | 119 | 15 | 153 | 107 | 9 | 207 | 60 | 2 | 214 | 52 | 2 | 197 | 61 | 10 |
| Prior Care | | | | | | | | | | | | | | | | | | | | | | | | |
| Child Care Center | 24 | 8 | 4 | 10 | 21 | 5 | 16 | 16 | 4 | 11 | 22 | 3 | 13 | 21 | 2 | 25 | 10 | 1 | 23 | 12 | 1 | 23 | 10 | 3 |
| Family Child Care | 12 | 3 | 1 | 9 | 5 | 2 | 9 | 6 | 1 | 6 | 10 | 0 | 9 | 7 | 0 | 14 | 2 | 0 | 12 | 4 | 0 | 12 | 4 | 0 |
| Head Start | 40 | 25 | 12 | 27 | 37 | 13 | 45 | 20 | 12 | 34 | 35 | 8 | 36 | 32 | 9 | 47 | 24 | 6 | 49 | 26 | 2 | 40 | 30 | 7 |
| Home / Informal Care | 67 | 24 | 15 | 33 | 55 | 18 | 48 | 40 | 18 | 43 | 49 | 14 | 56 | 43 | 7 | 69 | 32 | 5 | 64 | 36 | 5 | 60 | 34 | 11 |
| Non-Public Nursery | 83 | 15 | 3 | 66 | 30 | 5 | 79 | 17 | 5 | 55 | 42 | 4 | 63 | 36 | 2 | 82 | 18 | 1 | 79 | 19 | 3 | 80 | 17 | 4 |
| Pre-Kindergarten | 196 | 52 | 12 | 149 | 90 | 21 | 193 | 55 | 12 | 149 | 100 | 11 | 164 | 90 | 6 | 185 | 74 | 1 | 208 | 50 | 2 | 192 | 62 | 6 |
| Special Education | | | | | | | | | | | | | | | | | | | | | | | | |
| Yes | 21 | 18 | 7 | 8 | 25 | 13 | 19 | 16 | 11 | 12 | 22 | 12 | 18 | 21 | 7 | 30 | 13 | 3 | 20 | 22 | 4 | 18 | 22 | 6 |
| No | 401 | 113 | 41 | 286 | 216 | 53 | 372 | 140 | 43 | 287 | 238 | 30 | 324 | 211 | 20 | 394 | 149 | 12 | 417 | 128 | 9 | 390 | 138 | 26 |
| Limited English Proficiency | | | | | | | | | | | | | | | | | | | | | | | | |
| Yes | * | * | * | * | * | * | * | * | * | * | * | * | * | * | * | * | * | * | * | * | * | * | * | * |
| No | 422 | 131 | 48 | 294 | 241 | 66 | 391 | 156 | 54 | 299 | 260 | 42 | 342 | 232 | 27 | 424 | 162 | 15 | 437 | 150 | 13 | 408 | 160 | 32 |
| Free and Reduced Price Meals | | | | | | | | | | | | | | | | | | | | | | | | |
| Yes | 236 | 92 | 41 | 152 | 165 | 52 | 211 | 112 | 46 | 174 | 160 | 35 | 199 | 145 | 25 | 246 | 110 | 13 | 258 | 101 | 9 | 228 | 113 | 27 |
| No | 186 | 39 | 7 | 142 | 76 | 14 | 180 | 44 | 8 | 125 | 100 | 7 | 143 | 87 | 2 | 178 | 52 | 2 | 179 | 49 | 4 | 180 | 47 | 5 |

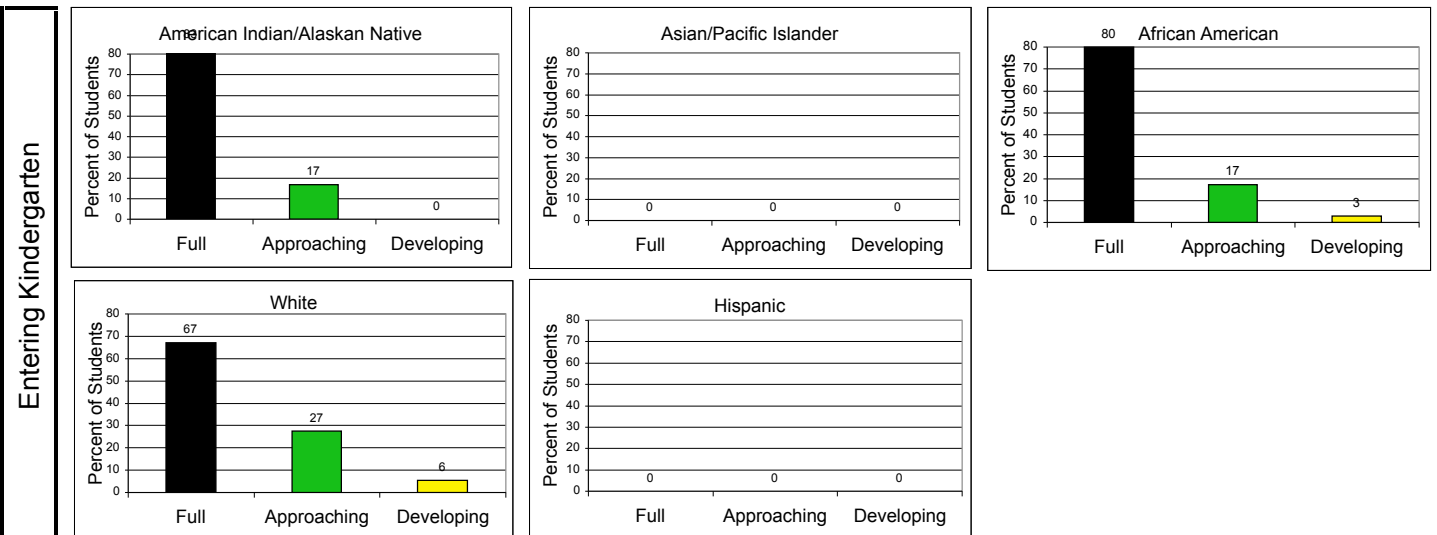
* = fewer than 5

Allegany County 2004-2005

Disaggregated by Prior Care Composite Score



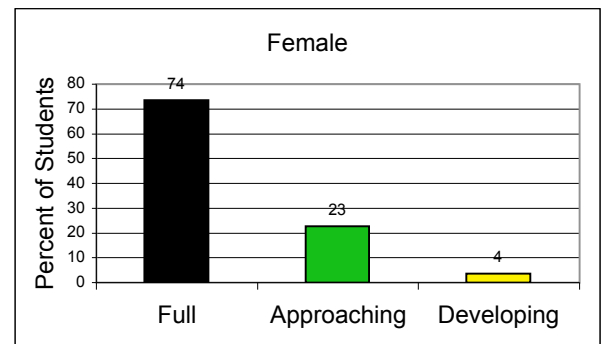
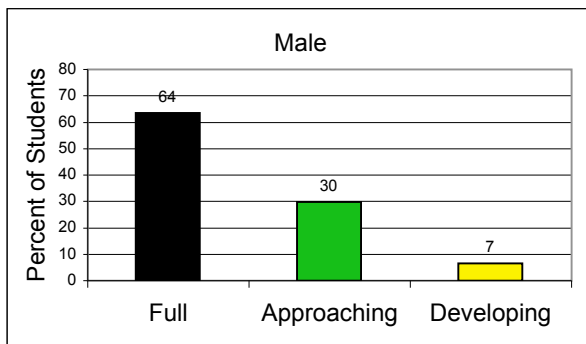
Disaggregated by Race / Ethnicity Composite Score



Allegany County 2004-2005

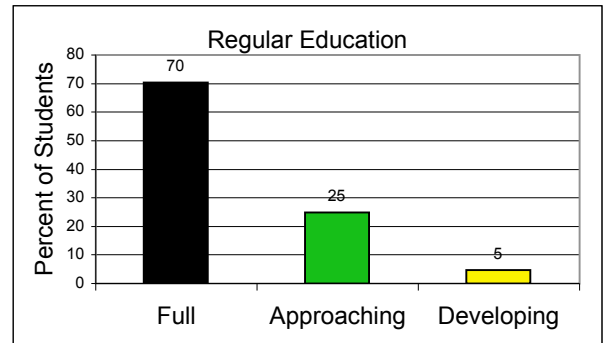
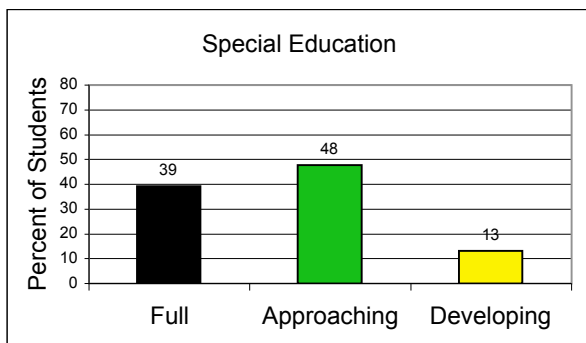
Disaggregated by Gender Composite Score

Entering Kindergarten



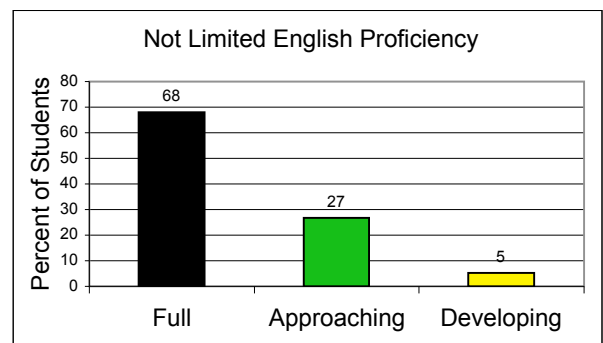

Disaggregated by Special Education Composite Score

Entering Kindergarten



Disaggregated by Limited English Proficiency Composite Score

Entering Kindergarten



Disaggregated by Free and Reduced Price Meals Composite Score

Entering Kindergarten

