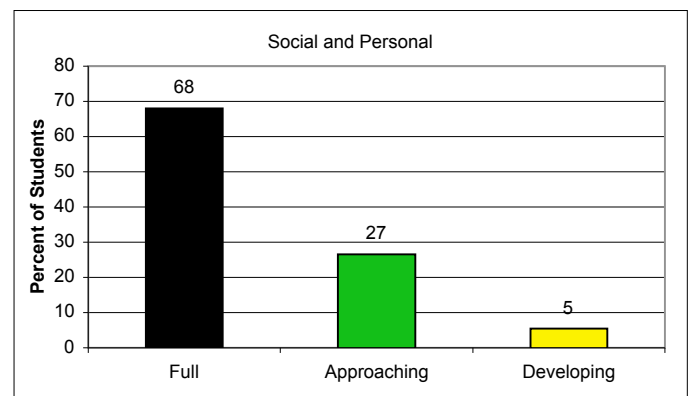
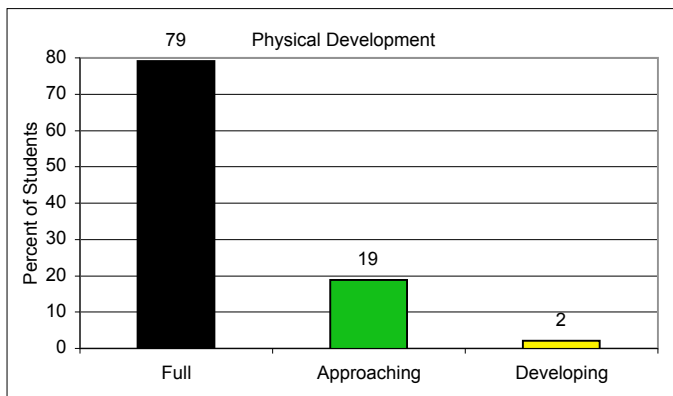
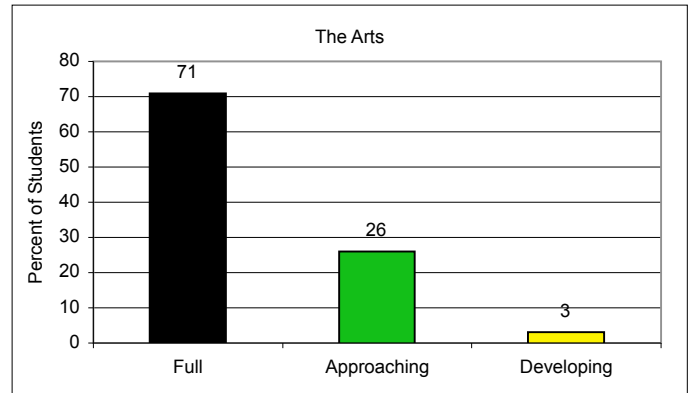
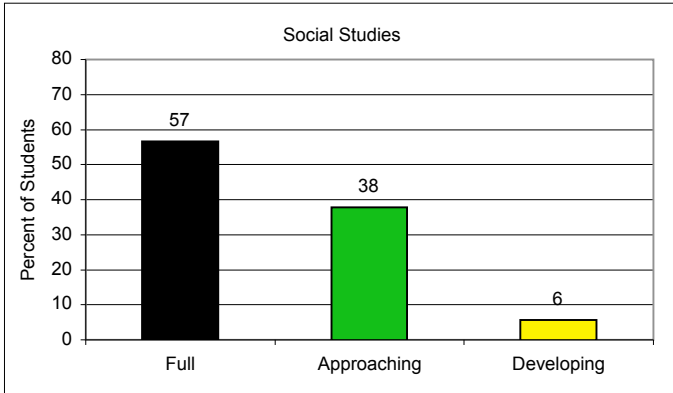
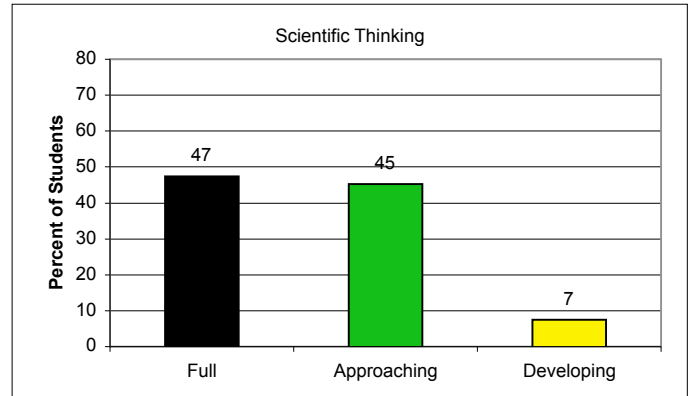
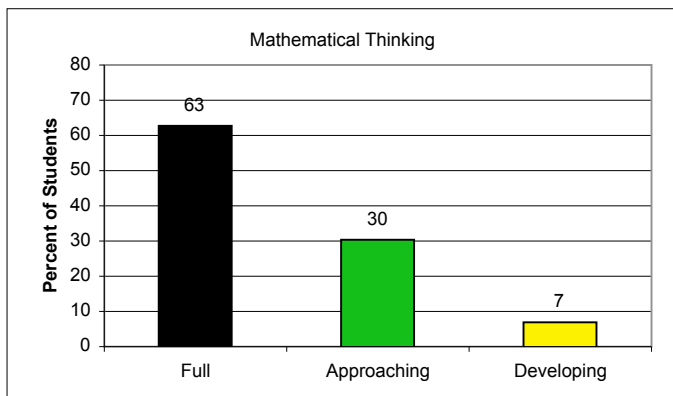
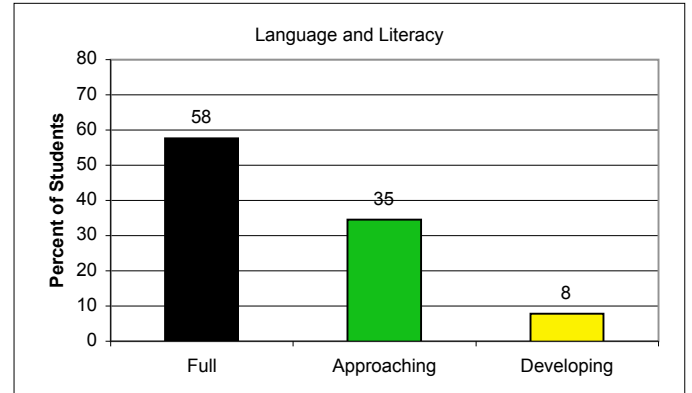
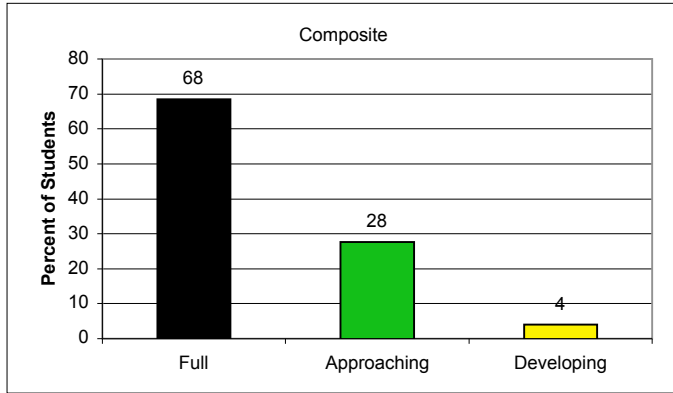


Maryland - Percentage of Kindergarten Students



Maryland - Percentage of Kindergarten Students

| | Social and Personal | | | Language and Literacy | | | Mathematical Thinking | | | Scientific Thinking | | | Social Studies | | | The Arts | | | Physical Development | | | Composite | | |
|-------------------------------------|---------------------|-------------|------------|-----------------------|-------------|------------|-----------------------|-------------|------------|---------------------|-------------|------------|----------------|-------------|------------|----------|-------------|------------|----------------------|-------------|------------|-----------|-------------|------------|
| | Full | Approaching | Developing | Full | Approaching | Developing | Full | Approaching | Developing | Full | Approaching | Developing | Full | Approaching | Developing | Full | Approaching | Developing | Full | Approaching | Developing | Full | Approaching | Developing |
| Race/Ethnicity | | | | | | | | | | | | | | | | | | | | | | | | |
| American Indian/Alaskan Native | 62 | 31 | 6 | 60 | 30 | 10 | 63 | 29 | 9 | 52 | 38 | 10 | 58 | 36 | 7 | 70 | 26 | 4 | 73 | 24 | 3 | 67 | 28 | 6 |
| Asian/Pacific Islander | 77 | 19 | 4 | 66 | 28 | 6 | 72 | 23 | 5 | 48 | 45 | 7 | 59 | 35 | 6 | 72 | 24 | 3 | 85 | 14 | 1 | 75 | 21 | 4 |
| African American | 61 | 32 | 7 | 52 | 39 | 9 | 55 | 36 | 9 | 41 | 50 | 9 | 49 | 45 | 6 | 69 | 28 | 3 | 75 | 22 | 2 | 62 | 33 | 5 |
| White | 73 | 23 | 4 | 65 | 30 | 5 | 71 | 24 | 5 | 55 | 41 | 5 | 65 | 31 | 4 | 74 | 24 | 3 | 82 | 16 | 2 | 75 | 22 | 3 |
| Hispanic | 66 | 28 | 6 | 41 | 43 | 15 | 48 | 40 | 13 | 36 | 51 | 14 | 43 | 45 | 12 | 67 | 30 | 4 | 78 | 20 | 2 | 57 | 36 | 6 |
| Gender | | | | | | | | | | | | | | | | | | | | | | | | |
| Male | 60 | 32 | 8 | 53 | 37 | 10 | 60 | 32 | 8 | 45 | 46 | 9 | 54 | 39 | 7 | 64 | 32 | 4 | 74 | 23 | 3 | 63 | 32 | 5 |
| Female | 76 | 21 | 3 | 62 | 32 | 6 | 65 | 29 | 6 | 49 | 45 | 6 | 60 | 36 | 4 | 79 | 20 | 2 | 84 | 15 | 1 | 74 | 23 | 3 |
| Prior Care | | | | | | | | | | | | | | | | | | | | | | | | |
| Child Care Center | 66 | 29 | 5 | 63 | 32 | 5 | 68 | 28 | 4 | 51 | 44 | 5 | 61 | 35 | 4 | 73 | 25 | 2 | 81 | 17 | 2 | 72 | 25 | 3 |
| Family Child Care | 66 | 29 | 5 | 51 | 38 | 11 | 57 | 33 | 10 | 45 | 47 | 8 | 55 | 39 | 6 | 70 | 28 | 3 | 78 | 21 | 2 | 64 | 32 | 4 |
| Head Start | 60 | 33 | 7 | 48 | 43 | 9 | 54 | 38 | 8 | 39 | 52 | 9 | 47 | 46 | 6 | 66 | 31 | 3 | 75 | 23 | 2 | 60 | 35 | 4 |
| Home / Informal Care | 63 | 30 | 7 | 44 | 41 | 15 | 49 | 37 | 13 | 37 | 51 | 12 | 46 | 45 | 10 | 65 | 30 | 4 | 73 | 24 | 3 | 57 | 36 | 7 |
| Non-public Nursery | 80 | 18 | 2 | 75 | 23 | 2 | 77 | 20 | 2 | 61 | 36 | 2 | 72 | 26 | 2 | 79 | 19 | 1 | 87 | 13 | 1 | 82 | 17 | 1 |
| Pre-Kindergarten | 69 | 25 | 5 | 60 | 34 | 7 | 65 | 29 | 6 | 50 | 43 | 7 | 58 | 37 | 5 | 72 | 25 | 3 | 80 | 18 | 2 | 70 | 26 | 4 |
| Special Education | | | | | | | | | | | | | | | | | | | | | | | | |
| Yes | 46 | 38 | 16 | 32 | 45 | 23 | 41 | 39 | 20 | 29 | 47 | 24 | 36 | 43 | 21 | 51 | 38 | 11 | 56 | 33 | 11 | 43 | 40 | 17 |
| No | 70 | 26 | 4 | 60 | 34 | 6 | 65 | 30 | 6 | 49 | 45 | 6 | 58 | 37 | 4 | 73 | 25 | 2 | 81 | 18 | 1 | 71 | 26 | 3 |
| Limited English Proficiency | | | | | | | | | | | | | | | | | | | | | | | | |
| Yes | 65 | 29 | 6 | 38 | 45 | 17 | 46 | 41 | 13 | 32 | 52 | 15 | 40 | 47 | 13 | 64 | 31 | 4 | 78 | 20 | 2 | 55 | 38 | 7 |
| No | 68 | 26 | 5 | 60 | 33 | 7 | 65 | 29 | 6 | 49 | 44 | 6 | 59 | 37 | 5 | 72 | 25 | 3 | 79 | 19 | 2 | 70 | 26 | 4 |
| Free and Reduced Price Meals | | | | | | | | | | | | | | | | | | | | | | | | |
| Yes | 61 | 32 | 7 | 47 | 42 | 11 | 52 | 38 | 11 | 39 | 50 | 11 | 46 | 45 | 8 | 66 | 30 | 4 | 74 | 23 | 3 | 59 | 35 | 6 |
| No | 72 | 23 | 4 | 65 | 30 | 5 | 70 | 26 | 5 | 53 | 42 | 5 | 63 | 33 | 4 | 74 | 23 | 3 | 82 | 16 | 2 | 74 | 23 | 3 |
| Aggregated Data | 68 | 27 | 5 | 58 | 35 | 8 | 63 | 30 | 7 | 47 | 45 | 7 | 57 | 38 | 6 | 71 | 26 | 3 | 79 | 19 | 2 | 68 | 28 | 4 |

* = fewer than 5

May not total 100% due to rounding.

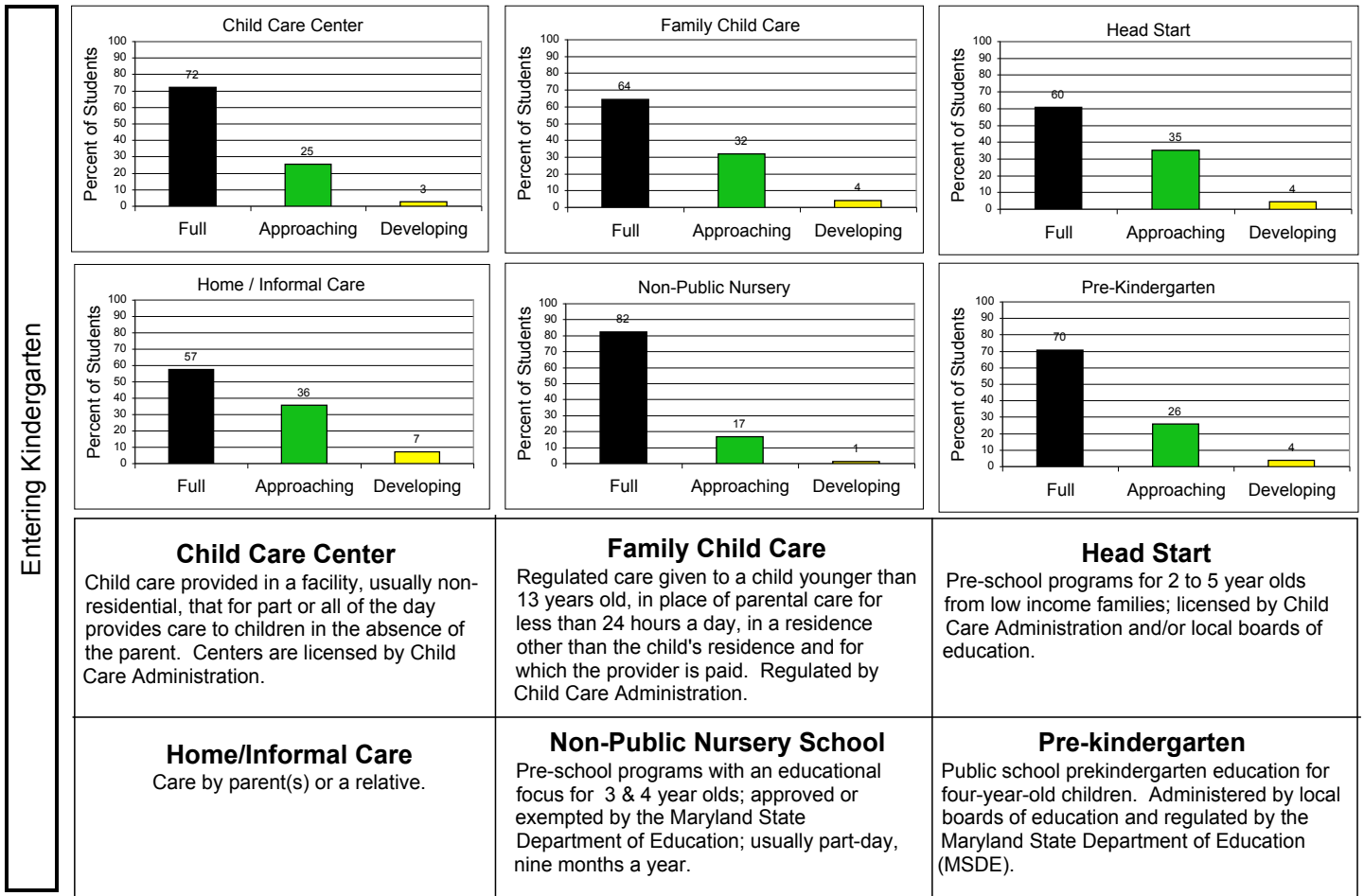
Maryland - Number of Kindergarten Students

| | Social and Personal | | | Language and Literacy | | | Mathematical Thinking | | | Scientific Thinking | | | Social Studies | | | The Arts | | | Physical Development | | | Composite | | |
|-------------------------------------|---------------------|-------------|------------|-----------------------|-------------|------------|-----------------------|-------------|------------|---------------------|-------------|------------|----------------|-------------|------------|----------|-------------|------------|----------------------|-------------|------------|-----------|-------------|------------|
| | Full | Approaching | Developing | Full | Approaching | Developing | Full | Approaching | Developing | Full | Approaching | Developing | Full | Approaching | Developing | Full | Approaching | Developing | Full | Approaching | Developing | Full | Approaching | Developing |
| Race/Ethnicity | | | | | | | | | | | | | | | | | | | | | | | | |
| American Indian/Alaskan Native | 161 | 81 | 16 | 156 | 77 | 26 | 162 | 74 | 22 | 135 | 99 | 25 | 149 | 92 | 17 | 182 | 67 | 10 | 189 | 62 | 7 | 168 | 70 | 14 |
| Asian/Pacific Islander | 2,636 | 666 | 139 | 2,260 | 952 | 219 | 2,486 | 802 | 163 | 1,662 | 1,546 | 240 | 2,009 | 1,203 | 215 | 2,494 | 840 | 119 | 2,936 | 478 | 40 | 2,524 | 703 | 125 |
| African American | 12,348 | 6,439 | 1,455 | 10,488 | 7,978 | 1,745 | 11,144 | 7,375 | 1,729 | 8,393 | 10,084 | 1,763 | 9,943 | 9,036 | 1,268 | 13,897 | 5,716 | 649 | 15,210 | 4,561 | 504 | 12,490 | 6,574 | 960 |
| White | 19,351 | 6,112 | 1,125 | 17,287 | 7,873 | 1,402 | 18,914 | 6,465 | 1,224 | 14,526 | 10,778 | 1,289 | 17,363 | 8,250 | 940 | 19,596 | 6,318 | 704 | 21,739 | 4,345 | 532 | 19,689 | 5,826 | 756 |
| Hispanic | 4,467 | 1,897 | 376 | 2,776 | 2,888 | 1,038 | 3,212 | 2,697 | 851 | 2,388 | 3,406 | 928 | 2,912 | 3,043 | 776 | 4,498 | 2,007 | 254 | 5,262 | 1,339 | 149 | 3,785 | 2,399 | 404 |
| Gender | | | | | | | | | | | | | | | | | | | | | | | | |
| Male | 17,780 | 9,427 | 2,291 | 15,698 | 10,946 | 2,804 | 17,820 | 9,334 | 2,374 | 13,416 | 13,529 | 2,564 | 15,847 | 11,594 | 2,033 | 18,820 | 9,420 | 1,298 | 21,991 | 6,650 | 891 | 18,379 | 9,174 | 1,555 |
| Female | 21,186 | 5,770 | 820 | 17,272 | 8,823 | 1,627 | 18,101 | 8,080 | 1,616 | 13,692 | 12,384 | 1,682 | 16,533 | 10,030 | 1,184 | 21,851 | 5,529 | 438 | 23,348 | 4,137 | 341 | 20,281 | 6,398 | 705 |
| Prior Care | | | | | | | | | | | | | | | | | | | | | | | | |
| Child Care Center | 5,024 | 2,224 | 405 | 4,811 | 2,477 | 350 | 5,185 | 2,138 | 337 | 3,884 | 3,386 | 383 | 4,647 | 2,711 | 280 | 5,597 | 1,879 | 187 | 6,218 | 1,326 | 126 | 5,431 | 1,917 | 193 |
| Family Child Care | 1,813 | 801 | 142 | 1,404 | 1,048 | 294 | 1,570 | 905 | 277 | 1,251 | 1,289 | 214 | 1,523 | 1,060 | 166 | 1,926 | 761 | 72 | 2,138 | 568 | 49 | 1,750 | 863 | 112 |
| Head Start | 2,016 | 1,112 | 248 | 1,625 | 1,440 | 307 | 1,826 | 1,270 | 286 | 1,319 | 1,765 | 294 | 1,602 | 1,558 | 217 | 2,222 | 1,047 | 115 | 2,523 | 781 | 79 | 2,018 | 1,170 | 149 |
| Home / Informal Care | 5,940 | 2,773 | 656 | 4,085 | 3,841 | 1,412 | 4,628 | 3,502 | 1,253 | 3,422 | 4,774 | 1,163 | 4,273 | 4,180 | 914 | 6,138 | 2,858 | 397 | 6,895 | 2,207 | 287 | 5,291 | 3,277 | 648 |
| Non-Public Nursery | 6,950 | 1,591 | 197 | 6,504 | 2,018 | 206 | 6,778 | 1,778 | 191 | 5,352 | 3,179 | 208 | 6,307 | 2,278 | 144 | 6,939 | 1,689 | 125 | 7,586 | 1,100 | 69 | 7,103 | 1,431 | 89 |
| Pre-Kindergarten | 13,964 | 5,060 | 1,072 | 11,998 | 6,741 | 1,328 | 13,082 | 5,883 | 1,159 | 9,958 | 8,707 | 1,444 | 11,581 | 7,428 | 1,082 | 14,531 | 4,986 | 614 | 16,065 | 3,618 | 448 | 13,981 | 5,102 | 761 |
| Special Education | | | | | | | | | | | | | | | | | | | | | | | | |
| Yes | 2,125 | 1,732 | 754 | 1,466 | 2,081 | 1,056 | 1,887 | 1,809 | 922 | 1,334 | 2,172 | 1,109 | 1,660 | 1,969 | 971 | 2,356 | 1,729 | 517 | 2,593 | 1,499 | 516 | 1,958 | 1,821 | 769 |
| No | 36,827 | 13,454 | 2,354 | 31,489 | 17,678 | 3,372 | 34,020 | 15,594 | 3,065 | 25,761 | 23,727 | 3,136 | 30,708 | 19,642 | 2,243 | 38,295 | 13,213 | 1,217 | 42,729 | 9,278 | 715 | 36,686 | 13,739 | 1,490 |
| Limited English Proficiency | | | | | | | | | | | | | | | | | | | | | | | | |
| Yes | 4,122 | 1,861 | 375 | 2,419 | 2,832 | 1,076 | 2,927 | 2,618 | 833 | 2,059 | 3,327 | 962 | 2,527 | 2,990 | 839 | 4,118 | 2,006 | 261 | 4,941 | 1,304 | 130 | 3,405 | 2,388 | 424 |
| No | 34,832 | 13,331 | 2,735 | 30,544 | 16,927 | 3,354 | 32,983 | 14,790 | 3,156 | 25,039 | 22,579 | 3,283 | 29,848 | 18,632 | 2,377 | 36,548 | 12,940 | 1,475 | 40,391 | 9,482 | 1,102 | 35,248 | 13,183 | 1,836 |
| Free and Reduced Price Meals | | | | | | | | | | | | | | | | | | | | | | | | |
| Yes | 13,526 | 6,953 | 1,580 | 10,233 | 9,272 | 2,501 | 11,413 | 8,313 | 2,356 | 8,546 | 11,101 | 2,396 | 10,213 | 10,012 | 1,830 | 14,577 | 6,660 | 850 | 16,427 | 5,065 | 592 | 12,882 | 7,665 | 1,264 |
| No | 25,429 | 8,239 | 1,530 | 22,731 | 10,487 | 1,929 | 24,498 | 9,095 | 1,633 | 18,553 | 14,805 | 1,849 | 22,163 | 11,610 | 1,386 | 26,090 | 8,286 | 886 | 28,906 | 5,721 | 640 | 25,772 | 7,906 | 996 |
| Aggregated Data | 39,059 | 15,236 | 3,125 | 33,045 | 19,827 | 4,443 | 36,009 | 17,460 | 4,001 | 27,161 | 25,994 | 4,257 | 32,460 | 21,678 | 3,229 | 40,770 | 14,989 | 1,743 | 45,451 | 10,817 | 1,236 | 38,751 | 15,616 | 2,267 |

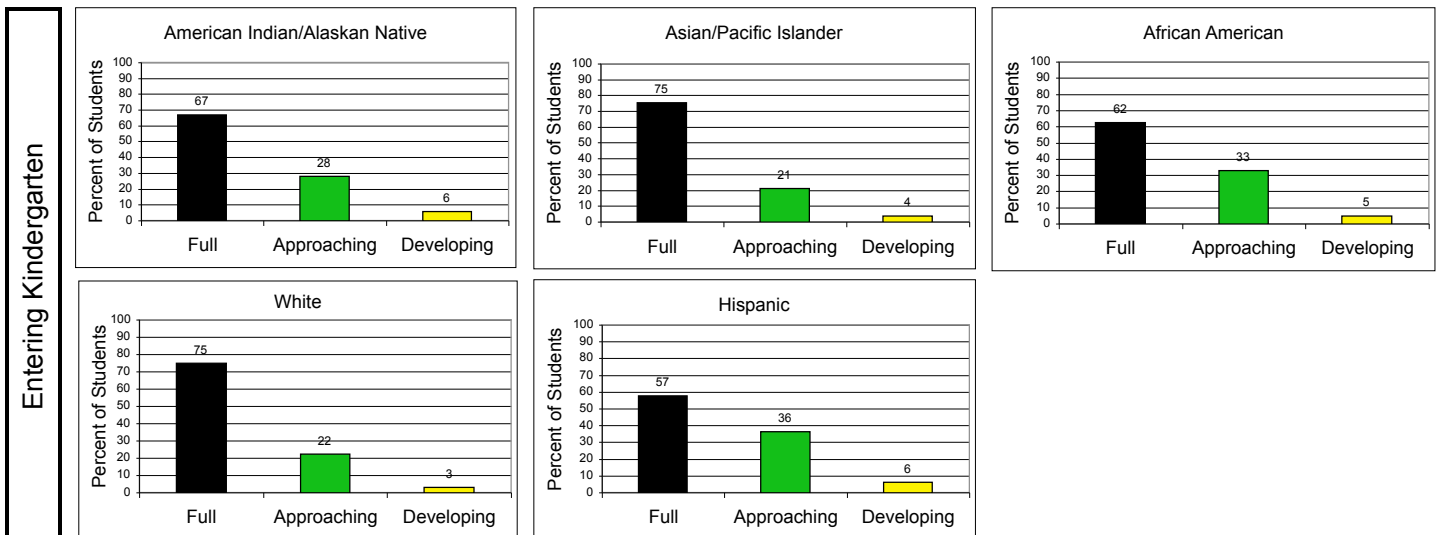
* = fewer than 5

Maryland 2007-2008

Disaggregated by Prior Care Composite Score



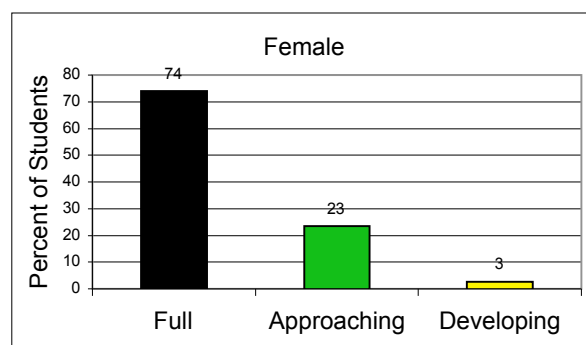
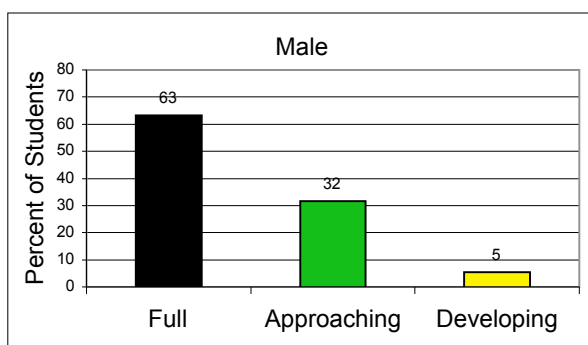
Disaggregated by Race / Ethnicity Composite Score



Maryland 2007-2008

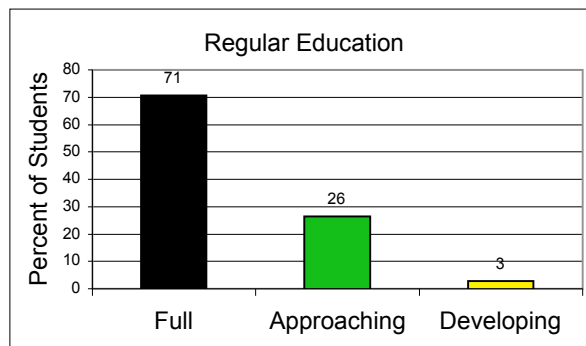
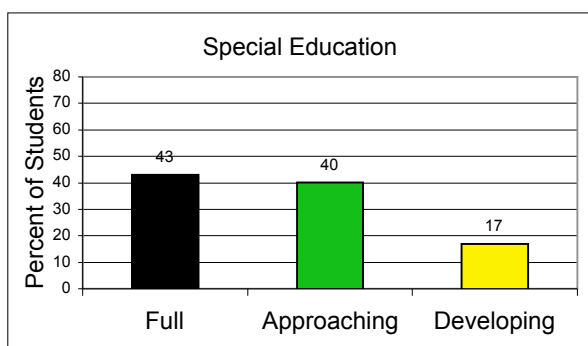
Disaggregated by Gender Composite Score

Entering Kindergarten



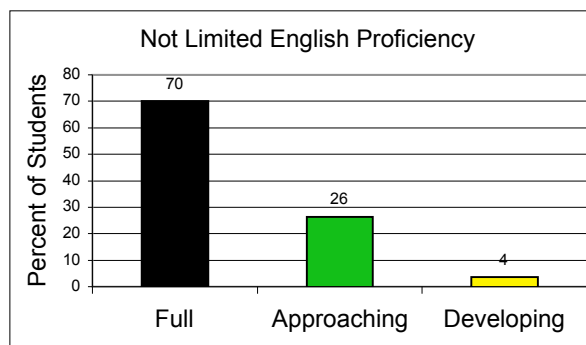
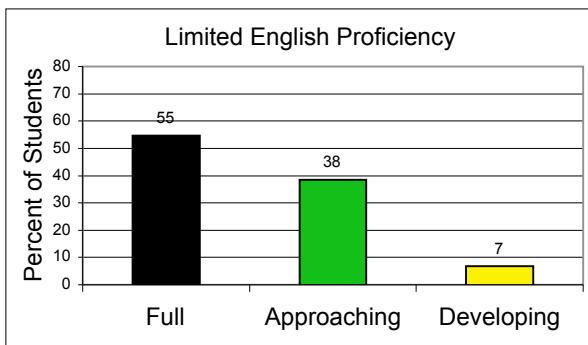
Disaggregated by Special Education Composite Score

Entering Kindergarten



Disaggregated by Limited English Proficiency Composite Score

Entering Kindergarten



Disaggregated by Free and Reduced Price Meals Composite Score

Entering Kindergarten

