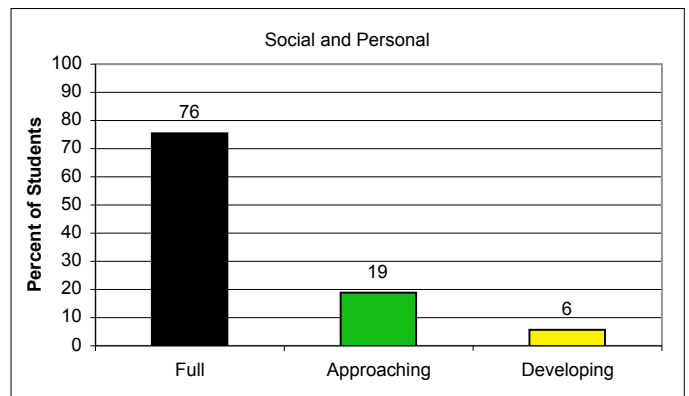
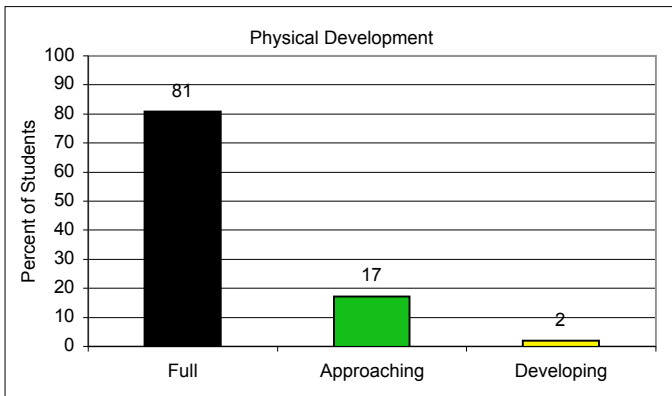
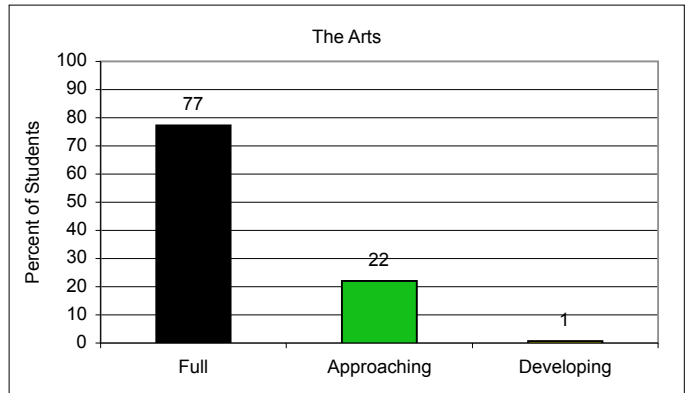
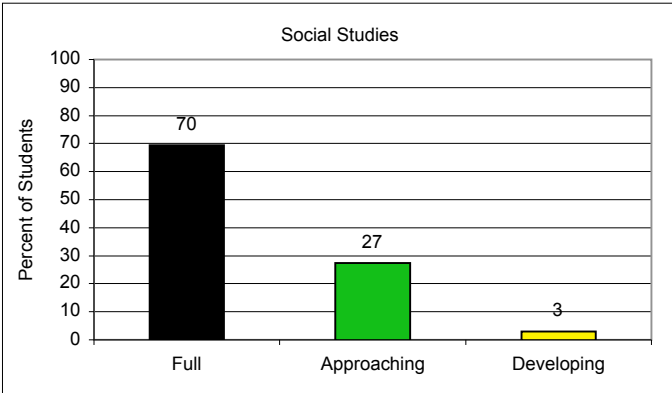
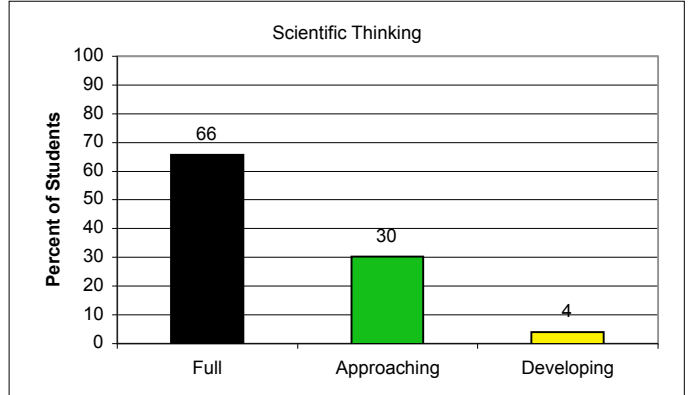
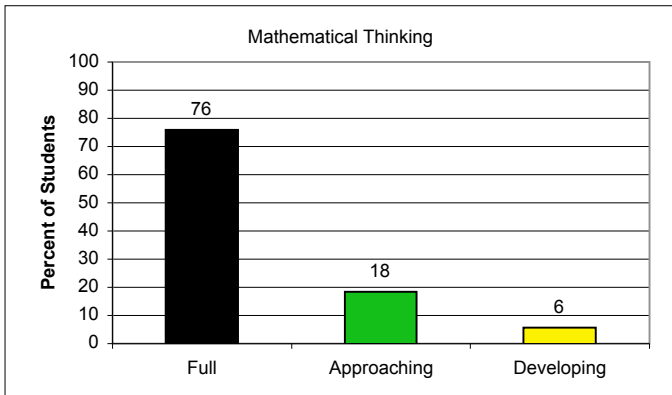
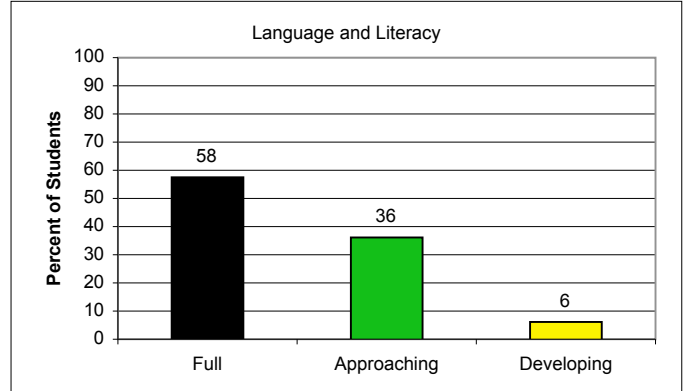
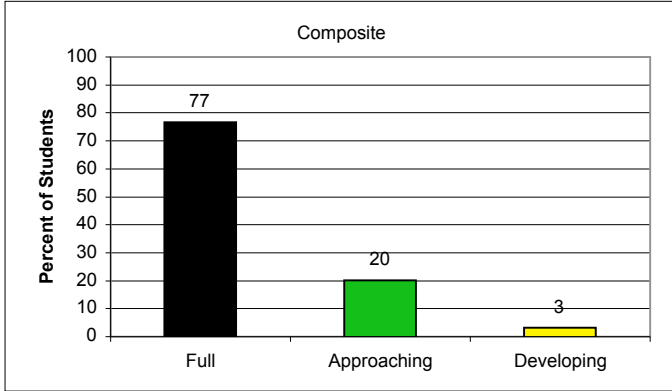


Allegany County - Percentage of Kindergarten Students



Allegany County - Percentage of Kindergarten Students

	Social and Personal			Language and Literacy			Mathematical Thinking			Scientific Thinking			Social Studies			The Arts			Physical Development			Composite					
	Full	Approaching	Developing	Full	Approaching	Developing	Full	Approaching	Developing	Full	Approaching	Developing	Full	Approaching	Developing	Full	Approaching	Developing	Full	Approaching	Developing	Full	Approaching	Developing			
Race/Ethnicity																											
American Indian/Alaskan Native	100	0	0	50	50	0	83	17	0	100	0	0	100	0	0	100	0	0	100	0	0	100	0	0	100	0	0
Asian/Pacific Islander	86	0	14	57	43	0	71	29	0	57	43	0	71	29	0	71	29	0	86	14	0	71	29	0	71	29	0
African American	68	23	9	43	51	6	70	23	8	55	38	8	60	38	2	58	40	2	75	23	2	66	30	4	66	30	4
White	76	19	5	59	35	6	77	18	5	66	30	4	70	27	3	79	21	1	81	17	2	78	19	3	78	19	3
Hispanic	67	17	17	50	33	17	67	17	17	67	17	17	50	50	0	67	33	0	83	17	0	67	33	0	67	33	0
Gender																											
Male	69	23	9	51	41	8	72	22	7	62	32	6	66	30	4	73	26	1	74	23	3	71	24	5	71	24	5
Female	83	15	2	64	31	5	81	15	5	70	28	2	73	25	2	82	18	0	88	11	1	82	17	1	82	17	1
Prior Care																											
Child Care Center	83	13	4	52	35	13	61	22	17	52	30	17	52	48	0	65	35	0	83	13	4	57	39	4	57	39	4
Family Child Care	93	0	7	57	43	0	86	14	0	71	29	0	79	21	0	71	29	0	86	14	0	86	14	0	86	14	0
Head Start	52	33	16	41	48	10	64	21	16	53	36	10	57	38	5	81	17	2	76	21	3	66	24	10	66	24	10
Home / Informal Care	75	20	6	40	48	11	61	29	10	62	31	7	63	30	7	86	11	2	75	22	3	68	28	5	68	28	5
Non-public Nursery	77	21	2	73	27	0	92	8	0	71	29	0	79	21	0	87	13	0	84	16	0	85	15	0	85	15	0
Pre-Kindergarten	78	17	5	62	33	5	80	17	4	68	29	3	72	25	3	75	25	0	82	16	2	80	18	2	80	18	2
Special Education																											
Yes	57	27	16	27	59	14	50	36	14	43	45	11	51	35	14	56	42	2	51	37	12	51	37	12	51	37	12
No	77	18	5	60	35	6	78	17	5	67	29	4	71	27	2	79	21	0	83	16	1	78	19	3	78	19	3
Limited English Proficiency																											
Yes	*	*	*	*	*	*	*	*	*	*	*	*	*	*	*	*	*	*	*	*	*	*	*	*	*	*	*
No	75	19	6	58	36	6	76	18	6	66	30	4	70	27	3	77	22	1	81	17	2	77	20	3	77	20	3
Free and Reduced Price Meals																											
Yes	70	21	9	49	42	9	69	23	9	58	36	6	61	34	5	73	26	1	77	20	3	70	25	5	70	25	5
No	83	16	1	69	29	2	85	13	2	76	23	2	80	19	0	83	16	0	86	14	0	86	14	1	86	14	1
Aggregated Data	76	19	6	58	36	6	76	18	6	66	30	4	70	27	3	77	22	1	81	17	2	77	20	3	77	20	3

* = fewer than 5

May not total 100% due to rounding.

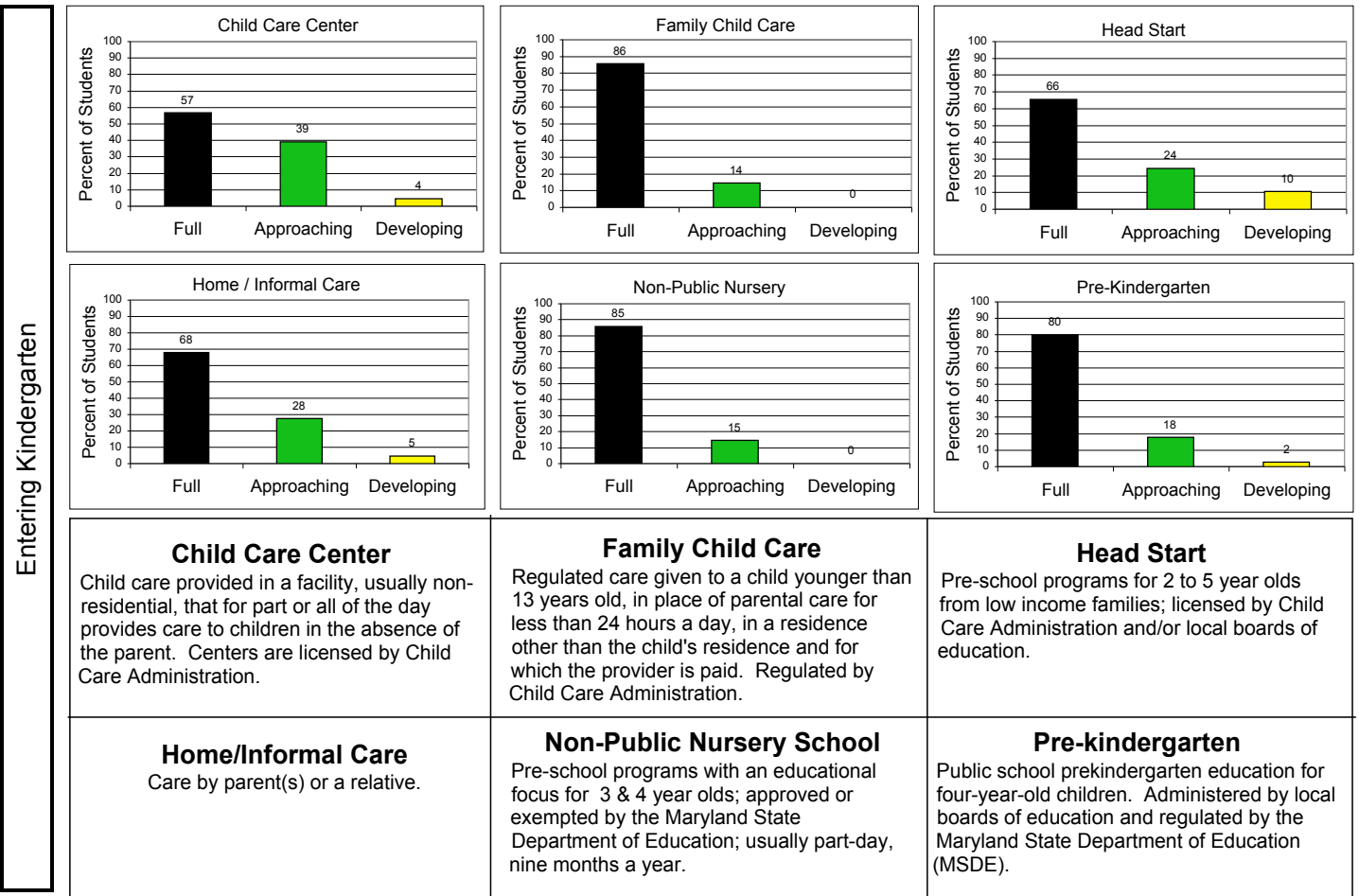
Allegany County - Number of Kindergarten Students

	Social and Personal			Language and Literacy			Mathematical Thinking			Scientific Thinking			Social Studies			The Arts			Physical Development			Composite					
	Full	Approaching	Developing	Full	Approaching	Developing	Full	Approaching	Developing	Full	Approaching	Developing	Full	Approaching	Developing	Full	Approaching	Developing	Full	Approaching	Developing	Full	Approaching	Developing			
Race/Ethnicity																											
American Indian/Alaskan Native	6	0	0	3	3	0	5	1	0	6	0	0	6	0	0	6	0	0	6	0	0	6	0	0	6	0	0
Asian/Pacific Islander	6	0	1	4	3	0	5	2	0	4	3	0	5	2	0	5	2	0	6	1	0	6	1	0	5	2	0
African American	36	12	5	23	27	3	37	12	4	29	20	4	32	20	1	31	21	1	40	12	1	35	16	2	35	16	2
White	445	111	30	346	203	37	449	105	32	388	175	22	410	155	19	462	120	3	474	99	12	452	112	19	452	112	19
Hispanic	4	1	1	3	2	1	4	1	1	4	1	1	3	3	0	4	2	0	5	1	0	4	2	0	4	2	0
Gender																											
Male	231	77	29	172	139	26	241	74	22	208	108	21	221	99	15	246	86	4	249	78	9	239	79	17	239	79	17
Female	266	47	8	207	99	15	259	47	15	223	91	6	235	81	5	262	59	0	282	35	4	263	53	4	263	53	4
Prior Care																											
Child Care Center	19	3	1	12	8	3	14	5	4	12	7	4	12	11	0	15	8	0	19	3	1	13	9	1	13	9	1
Family Child Care	13	0	1	8	6	0	12	2	0	10	4	0	11	3	0	10	4	0	12	2	0	12	2	0	12	2	0
Head Start	30	19	9	24	28	6	37	12	9	31	21	6	33	22	3	47	10	1	44	12	2	38	14	6	38	14	6
Home / Informal Care	65	17	5	35	42	10	53	25	9	54	27	6	55	26	6	75	10	2	65	19	3	59	24	4	59	24	4
Non-Public Nursery	48	13	1	45	17	0	57	5	0	44	18	0	49	13	0	54	8	0	52	10	0	53	9	0	53	9	0
Pre-Kindergarten	316	70	20	252	133	21	323	68	15	275	119	11	291	103	11	303	102	1	334	65	7	323	71	10	323	71	10
Special Education																											
Yes	25	12	7	12	26	6	22	16	6	19	20	5	22	15	6	24	18	1	22	16	5	22	16	5	22	16	5
No	472	112	30	367	212	35	478	105	31	412	179	22	434	165	14	484	127	3	509	97	8	480	116	16	480	116	16
Limited English Proficiency																											
Yes	*	*	*	*	*	*	*	*	*	*	*	*	*	*	*	*	*	*	*	*	*	*	*	*	*	*	*
No	496	124	37	378	238	41	499	121	37	430	199	27	456	180	20	508	145	4	531	113	13	502	132	21	502	132	21
Free and Reduced Price Meals																											
Yes	259	78	33	181	155	34	254	84	32	213	134	22	226	125	19	269	98	3	285	73	12	257	93	19	257	93	19
No	237	46	4	197	83	7	245	37	5	217	65	5	230	55	1	239	47	1	246	40	1	245	39	2	245	39	2
Aggregated Data	497	124	37	379	238	41	500	121	37	431	199	27	456	180	20	508	145	4	531	113	13	502	132	21	502	132	21

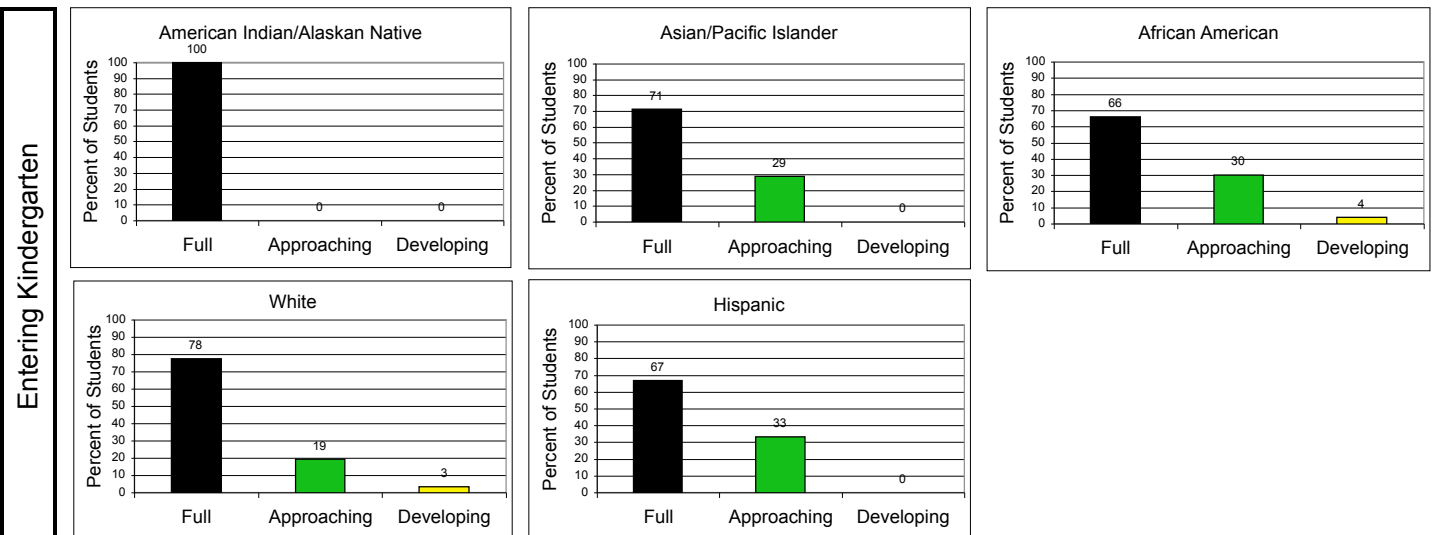
* = fewer than 5

Allegany County 2007-2008

Disaggregated by Prior Care Composite Score



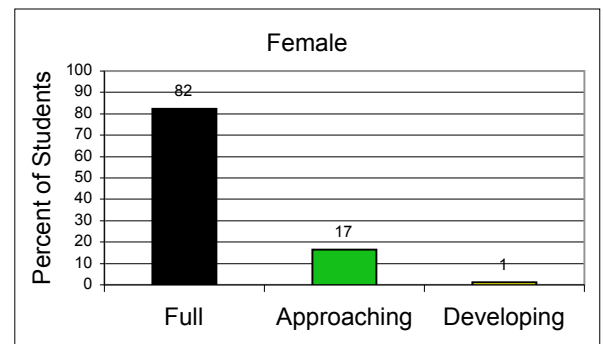
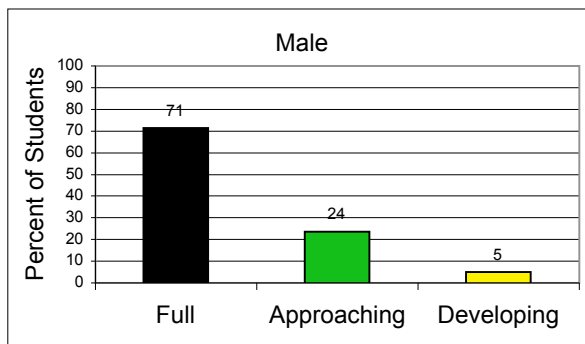
Disaggregated by Race / Ethnicity Composite Score



Allegany County 2007-2008

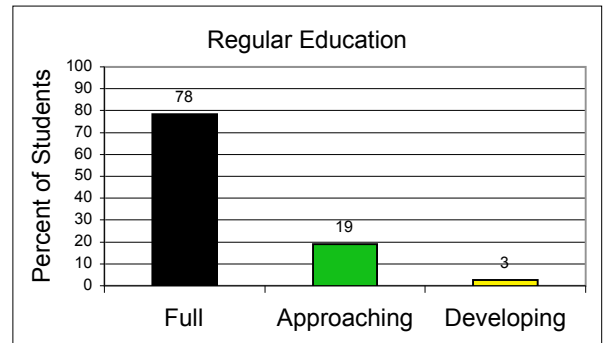
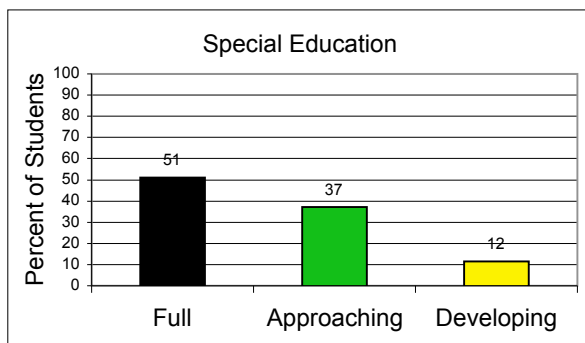
Disaggregated by Gender Composite Score

Entering Kindergarten





Disaggregated by Special Education Composite Score

Entering Kindergarten



Disaggregated by Limited English Proficiency Composite Score

Entering Kindergarten



Disaggregated by Free and Reduced Price Meals Composite Score

Entering Kindergarten

